

DENTAL

INSTRUMENTS CATALOGUE

NEW EDITION



DENTAL
DENTAL INSTRUMENTS



KANIK MEDICAL
SURGICAL & DENTAL INSTRUMENTS

KANIK MEDICAL

SURGICAL INSTRUMENTS

Khadim Ali Road, Model Town Sialkot - Pakistan

Tel: +92 52 4266900 / Cell: +92 313 9370 848

E-mail: kanikmedical@gmail.com

Web : www.kanikmedical.com



We Present this Catalogue with the aim of long life commitment and missionary dedication brought the Company, We acquired unblemished of reputation as manufacturers of complete range of Dental Instruments as per standard set by international medical and surgical organizations.

We have come to specialize in instruments concerning Dental Surgery or The two vital factors that can darken or illuminate the world of a patient are the dexterity of the surgeons hands & the precision of the instruments involved. As for as the accuracy of the instruments is concerned, we perform our part as conscientiously as is possible by the combination of human hands and the latest available technology.

Service to humanity comes first on our agenda, business and profit is the second.

From the procurement of raw materials to packing, all the phases of the process are conducted under the same roof. This ensures and facilitates our interference at any stage of the process, which makes it possible for us to achieve perfection. Our technical experts can achieve any degree of technicality, ranging from the slightest variations to complete redesigning and production of entirely new items.

The quality of raw materials is of the international standard, but we can also satisfy individual specifications selecting from a large variety of imported steel.

We also welcome enquires for the instruments not listed in this catalogue both in the Dental Instruments



KANIK MEDICAL
SURGICAL & DENTAL INSTRUMENTS

CONTENTS

SET FOR EXTRACTION AND ORAL SURGERY	01,02,03,04
EXTRACTING FORCEPS	05 to 32
ROOT SPLINTER FORCEPS	33
BONE RONGEURS	34,35
ROOT ELEVATORS KIT	36
ROOT ELEVATORS	37 to 49
ROOT - TIP PICKS	50
SYNDESMOTOMES & INSTRUMENTS KIT	51,52,53
PRESENTATION	54
INSTRUMENTS KIT FOR ORAL SURGERY	55
GUM SCISSORS	56 to 59
SURGICAL SCISSORS	60,61
SCALPEL HANDLES - SCALPEL BLADES	62
NEEDLE HOLDERS	75 to 78
INTRA-LIGAMENTAL SYRINGES	79
DENTAL SYRINGES	80
HAEMOSTATIC FORCEPS	81,82,83
TOWEL CLAMPS	84
DRESSING FORCEPS	85
MOUTH GAGS - TONGUE FORCEPS	86
RETRACTORS - TONGUE DEPRESSORS	87
RETRACTORS	88 to 91
TISSUE PLIERS	92 to 95
SURGICAL SALIVA EJECTORS	96
IMPLANT SURGERY	97 to 107
COTTON AND DRESSING PLIERS	108,109
EXPLORERS ANATOMIC HANDLE	110 to 118
ENDODONTIC INSTRUMENTS	119 to 122
ULTRALIGHT MIRROR AND RETRACTOR	123
RUBBER DAM CLAMPS	124,125,126
AMALGAM CARRIERS	127
CEMENT SPATULAS	128
HEIDEMANN SEPARATING SPATULAS	129
FILLING INSTRUMENTS	130 to 139
AMALGAM CARVES	140 to 143
CAVITY PREPARATION INSTRUMENTS	144,145
EXCAVATORS	146 to 152
CROWN INSTRUMENTS	153 to 156
MATRIX RETAINERS	157
MATRIX BANDS	158
PERIODONRAL INSTRUMENTS	159 to 162
BONE FILES	163,164
PERIODONTAL INSTRUMENTS	165
GRACEY CURRETTES AF TYPE	178,179,180
GRACEY CURRETTES MF TYPE	181
PERIODONTAL INSTRUMENTS	169 to 189
SCALERS	190,191,192
INSTRUMENT TRAYS	194 to 197
ALUMINIUM INSTRUMENT TRAYS	200
STAINLESS STEEL IMPRESSION TRAYS	201 to 205
ARTICULATORS	206 to 211
WAX AND MODELLING CARVERS	212
LABORATORY TWEEZERS	213
WAX KNIVES	214
PLASTER KNIVES	215
SPATULAS FOR PLASTER ALGINATE & ELASTOMERS	216,217
LABORATORY INSTRUMENTS	218
SAW AND BLADES	219
UNIVERSAL PILERS	63
ORTHODONTIC PLIERS	63 to 73
PLIERS TRAY	74
STERLIZATION CASSETTE TRAYS	220 to 222
IMPRESSION TRAYS SETS & PACKING	223
INSTRUMENTS PACKING	224,225

ROOT ELEVATORS SET, EXTRACTION SET



KANIK MEDICAL
SURGICAL & DENTAL INSTRUMENTS



Set - 786-01

KIT ROOT ELEVATORS (Complete Set of 6 Pcs.)

- | | | |
|----|-----------------------|---------|
| 01 | ROOT ELEVATORS APICAL | Fig.301 |
| 02 | ROOT ELEVATORS APICAL | Fig.302 |
| 03 | ROOT ELEVATORS APICAL | Fig.303 |
| 04 | ROOT ELEVATORS SELDIN | Fig.34S |
| 05 | ROOT ELEVATORS CRYER | Fig.44 |
| 06 | ROOT ELEVATORS CRYER | Fig.45 |



Set - 786-02

EXTRACTION AND ORAL SURGERY (Complete Set of 9Pcs.)

- | | | |
|----|--------------------------|----------|
| 01 | EXTRACTING FORCEPS | Fig. 67A |
| 02 | EXTRACTING FORCEPS | Fig. 51A |
| 03 | EXTRACTING FORCEPS | Fig. 33 |
| 04 | EXTRACTING FORCEPS | Fig. 79 |
| 05 | ROOT ELEVATORS FLOHR | Fig. 20 |
| 06 | ROOT ELEVATORS FLOHR | Fig. 238 |
| 07 | ROOT ELEVATORS FLOHR | Fig. 239 |
| 08 | MAYO HEGAR NEEDLE HOLDER | 16 cm |
| 09 | MATHIEU NEEDLE HOLDER | 14 cm |





KANIK MEDICAL
SURGICAL & DENTAL INSTRUMENTS

EXTRACTION SET



Set - 786-03

INSTRUMENTS SET FOR EXTRACTION (Complete Set of 9 Pcs.)

- | | | |
|----|-----------------------|----------|
| 01 | EXTRACTING FORCEPS | Fig. 67A |
| 02 | EXTRACTING FORCEPS | Fig. 51A |
| 03 | EXTRACTING FORCEPS | Fig. 33 |
| 04 | EXTRACTING FORCEPS | Fig. 79 |
| 05 | ROOT ELEVATORS FLOHR | Fig. 20 |
| 06 | ROOT ELEVATORS FLOHR | Fig. 238 |
| 07 | ROOT ELEVATORS FLOHR | Fig. 239 |
| 08 | ROOT ELEVATORS WINTER | Fig. 320 |
| 09 | ROOT ELEVATORS WINTER | Fig. 321 |



Set - 786-04

INSTRUMENTS SET FOR EXTRACTION (Complete Set of 8 Pcs.)

- | | | |
|----|--------------------|----------|
| 01 | EXTRACTING FORCEPS | Fig. 1 |
| 02 | EXTRACTING FORCEPS | Fig. 17 |
| 03 | EXTRACTING FORCEPS | Fig. 18 |
| 04 | EXTRACTING FORCEPS | Fig. 79 |
| 05 | EXTRACTING FORCEPS | Fig. 67A |
| 06 | EXTRACTING FORCEPS | Fig. 51A |
| 07 | EXTRACTING FORCEPS | Fig. 13 |
| 08 | EXTRACTING FORCEPS | Fig. 22 |



EXTRACTION SET



KANIK MEDICAL
SURGICAL & DENTAL INSTRUMENTS



Set - 786-05

INSTRUMENTS SET FOR EXTRACTION (Complete Set of 8 Pcs.)

- | | | |
|----|--------------------|----------|
| 01 | EXTRACTING FORCEPS | Fig. 1 |
| 02 | EXTRACTING FORCEPS | Fig. 17 |
| 03 | EXTRACTING FORCEPS | Fig. 18 |
| 04 | EXTRACTING FORCEPS | Fig. 79 |
| 05 | EXTRACTING FORCEPS | Fig. 67A |
| 06 | EXTRACTING FORCEPS | Fig. 51A |
| 07 | EXTRACTING FORCEPS | Fig. 13 |
| 08 | EXTRACTING FORCEPS | Fig. 22 |



Set - 786-06

EXTRACTION FORCEPS FOR CHILDREN (Complete Set of 10 Pcs.)

- | | | |
|----|-------------------------|----------|
| 01 | EXTRACTING FORCEPS FINO | Fig. 37 |
| 02 | EXTRACTING FORCEPS FINO | Fig. 39 |
| 03 | EXTRACTING FORCEPS FINO | Fig. 39L |
| 04 | EXTRACTING FORCEPS FINO | Fig. 39R |
| 05 | EXTRACTING FORCEPS FINO | Fig. 51S |
| 06 | EXTRACTING FORCEPS FINO | Fig. 13S |
| 07 | EXTRACTING FORCEPS FINO | Fig. 30S |
| 08 | EXTRACTING FORCEPS FINO | Fig. 33S |
| 09 | EXTRACTING FORCEPS FINO | Fig. 22S |
| 10 | EXTRACTING FORCEPS FINO | Fig. 38 |





KANIK MEDICAL
SURGICAL & DENTAL INSTRUMENTS

EXTRACTION SET



Set - 786-07

INSTRUMENTS SET FOR EXTRACTING FORCEPS
(Complete Set of 10 Pcs.)

- | | | |
|----|--------------------|----------|
| 01 | EXTRACTING FORCEPS | Fig. 2 |
| 02 | EXTRACTING FORCEPS | Fig. 7 |
| 03 | EXTRACTING FORCEPS | Fig. 51A |
| 04 | EXTRACTING FORCEPS | Fig. 17 |
| 05 | EXTRACTING FORCEPS | Fig. 18 |
| 06 | EXTRACTING FORCEPS | Fig. 67A |
| 07 | EXTRACTING FORCEPS | Fig. 13 |
| 08 | EXTRACTING FORCEPS | Fig. 33 |
| 09 | EXTRACTING FORCEPS | Fig. 22 |
| 10 | EXTRACTING FORCEPS | Fig. 79 |



Set - 786-08

EXTRACTING FORCEPS SET FOR CHILDREN KLEIN PATTERN
(Complete Set of 7 Pcs.)

- | | | |
|----|-----------------------------|----------|
| 01 | EXTRACTING FORCEPS CHILDREN | Fig. 5 |
| 02 | EXTRACTING FORCEPS CHILDREN | Fig. 6 |
| 03 | EXTRACTING FORCEPS CHILDREN | Fig. 7 |
| 04 | EXTRACTING FORCEPS CHILDREN | Fig. 137 |
| 05 | EXTRACTING FORCEPS CHILDREN | Fig. 139 |
| 06 | EXTRACTING FORCEPS CHILDREN | Fig. 3 |
| 07 | EXTRACTING FORCEPS CHILDREN | Fig. 51S |



EXTRACTING FORCEPS



KANIK MEDICAL
SURGICAL & DENTAL INSTRUMENTS



With
Serrated
Tips



786-09
Fig. 1
Upper Incisors and Canines



With
Serrated
Tips



786-10
Fig. 2
Upper Incisors and Canines



With
Serrated
Tips



786-11
Fig. 3
Overlapping Upper
Incisors and Canines



With
Serrated
Tips



786-12
Fig. 4
Lower Incisors and Canines



With
Serrated
Tips



786-13
Fig. 7
Upper Premolars



EXTRACTING FORCEPS

KANIK MEDICAL
SURGICAL & DENTAL INSTRUMENTS



786-14
Fig. 8
Lower Premolars



With
Serrated
Tips



With
Serrated
Tips



786-15
Fig. 13
Lower Premolars



With
Serrated
Tips



786-16
Fig. 18A
Upper Molars



With
Serrated
Tips



786-17
Fig. 17
Upper Molars, Right



With
Serrated
Tips



786-18
Fig. 18
Upper Molars, Left



With
Serrated
Tips



786-19
Fig. 20
Lower third molars



With
Serrated
Tips



786-20
Fig. 21
Lower molars

EXTRACTING FORCEPS



KANIK MEDICAL
SURGICAL & DENTAL INSTRUMENTS



With Serrated
Tips

786-21
Fig. 19
Upper Third Molars



With Serrated
Tips

786-22
Fig. 22L
Lower Molars
and Third Molars, Left



With Serrated
Tips

786-24
Fig. 22R
Lower Molars
and Third Molars, Right



786-23
Fig. 22
Lower Molars



KANIK MEDICAL
SURGICAL & DENTAL INSTRUMENTS

EXTRACTING FORCEPS



With
Serrated
Tips



786-25
Fig. 23
Lower Molars, Right



With
Serrated
Tips



786-26
Fig. 24
Lower Molars, Left



With
Serrated
Tips



786-27
Fig. 29
Upper Roots



With
Serrated
Tips



786-28
Fig. 29N
Upper Roots and Incisors



With
Serrated
Tips



786-29
Fig. 30
Upper Roots



With
Serrated
Tips



786-30
Fig. 31
Lower Roots and Incisors

EXTRACTING FORCEPS



KANIK MEDICAL
SURGICAL & DENTAL INSTRUMENTS



With
Serrated
Tips

786-31
Fig. 33
Lower Roots



With
Serrated
Tips



786-32
Fig. 33A
Lower Roots



With
Serrated
Tips



786-33
Fig. 33L
Lower Roots



With
Serrated
Tips



786-34
Fig. 38A
Fractured or Decayed Lower Teeth



With
Serrated
Tips



786-35
Fig. 41
Upper Roots



KANIK MEDICAL
SURGICAL & DENTAL INSTRUMENTS

EXTRACTING FORCEPS



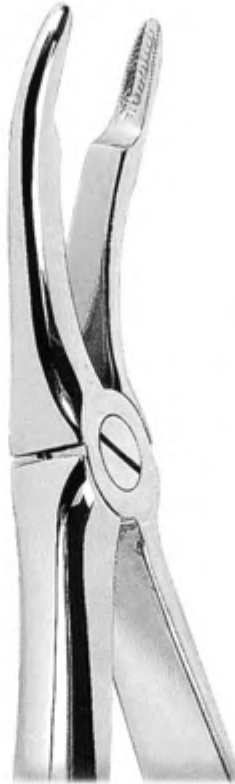
With
Serrated
Tips



786-36
Fig. 43A
Fractured or Decayed Upper Teeth



With
Serrated
Tips



786-37
Fig. 44
Upper Roots



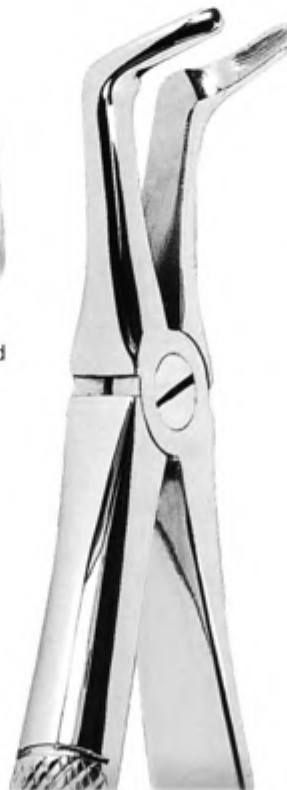
With
Serrated
Tips



786-38
Fig. 45
Lower Roots



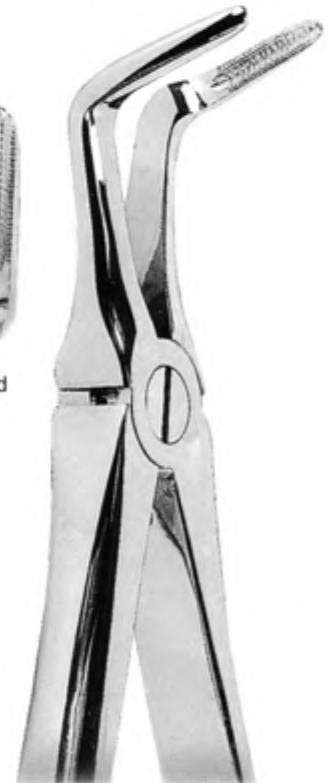
With
Serrated
Tips



786-39
Fig. 46
Lower Roots



With
Serrated
Tips



786-40
Fig. 46L
Lower Roots

EXTRACTING FORCEPS



KANIK MEDICAL
SURGICAL & DENTAL INSTRUMENTS



With
Serrated
Tips

786-41
Fig. 48
Upper Roots



With
Serrated
Tips



786-42
Fig. 49
Upper Roots



With
Serrated
Tips



786-43
Fig. 51
Upper Roots



With
Serrated
Tips



786-44
Fig. 51A
Upper Roots



With
Serrated
Tips



786-45
Fig. 51L
Upper Roots



KANIK MEDICAL
SURGICAL & DENTAL INSTRUMENTS

EXTRACTING FORCEPS



With
Serrated
Tips

786-46
Fig. 51LX
Upper Roots



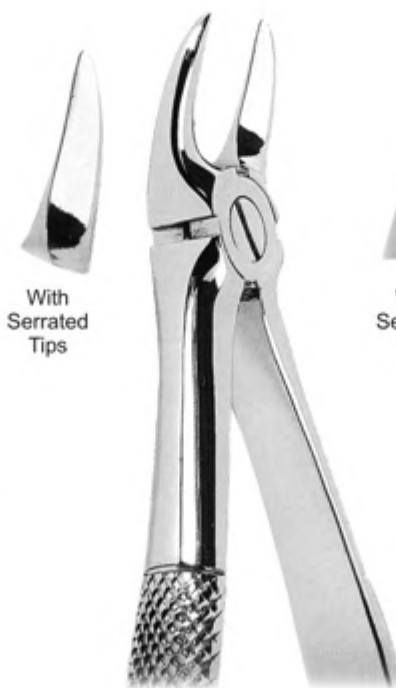
With
Serrated
Tips

786-47
Fig. 52
Upper Roots and Canines



With
Serrated
Tips

786-48
Fig. 54
For Separating Upper Molars



With
Serrated
Tips

786-49
Fig. 55
For Separating Upper Molars



With
Serrated
Tips

786-50
Fig. 56
For Separating Lower Molars

EXTRACTING FORCEPS



KANIK MEDICAL
SURGICAL & DENTAL INSTRUMENTS



With
Serrated
Tips



786-51
Fig. 59
Lower Roots



With
Serrated
Tips



786-52
Fig. 59L
Lower Incisor Roots



With
Serrated
Tips



786-53
Fig. 60
Lower Roots



With
Serrated
Tips



786-54
Fig. 65L
Upper Molars, Left



With
Serrated
Tips



786-55
Fig. 65R
Upper Molars, Right



KANIK MEDICAL
SURGICAL & DENTAL INSTRUMENTS

EXTRACTING FORCEPS



786-56
Fig. 66L
Upper Molars, Left



With Serrated Tips



786-57
Fig. 66R
Upper Molars, Right



With Serrated Tips



786-58
Fig. 67
Upper third Molars



With Serrated Tips



786-59
Fig. 67A
Upper Third Molars



With Serrated Tips



786-60
Fig. 68
Lower Roots

EXTRACTING FORCEPS



KANIK MEDICAL
SURGICAL & DENTAL INSTRUMENTS



With
Serrated
Tips



786-61
Fig. 67 1/2 L
Upper Third Molars, Left



With
Serrated
Tips



786-62
Fig. 671/2R
Upper Third Molars, Right



With
Serrated
Tips



786-63
Fig. 73
Lower Molars



With
Serrated
Tips



786-64
Fig. 74
Lower Roots



With
Serrated
Tips



786-65
Fig. 74M
Lower Roots



KANIK MEDICAL
SURGICAL & DENTAL INSTRUMENTS

EXTRACTING FORCEPS



With
Serrated
Tips



786-66
Fig. 74N
Lower Roots



With
Serrated
Tips



786-67
Fig. 75
Lower Canines and Premolars



With
Serrated
Tips



786-68
Fig. 79
Lower Third Molars



With
Serrated
Tips



786-69
Fig. 79A
Lower Third Molars



With
Serrated
Tips



786-70
Fig. 79C
Lower Third Molars

EXTRACTING FORCEPS



KANIK MEDICAL
SURGICAL & DENTAL INSTRUMENTS



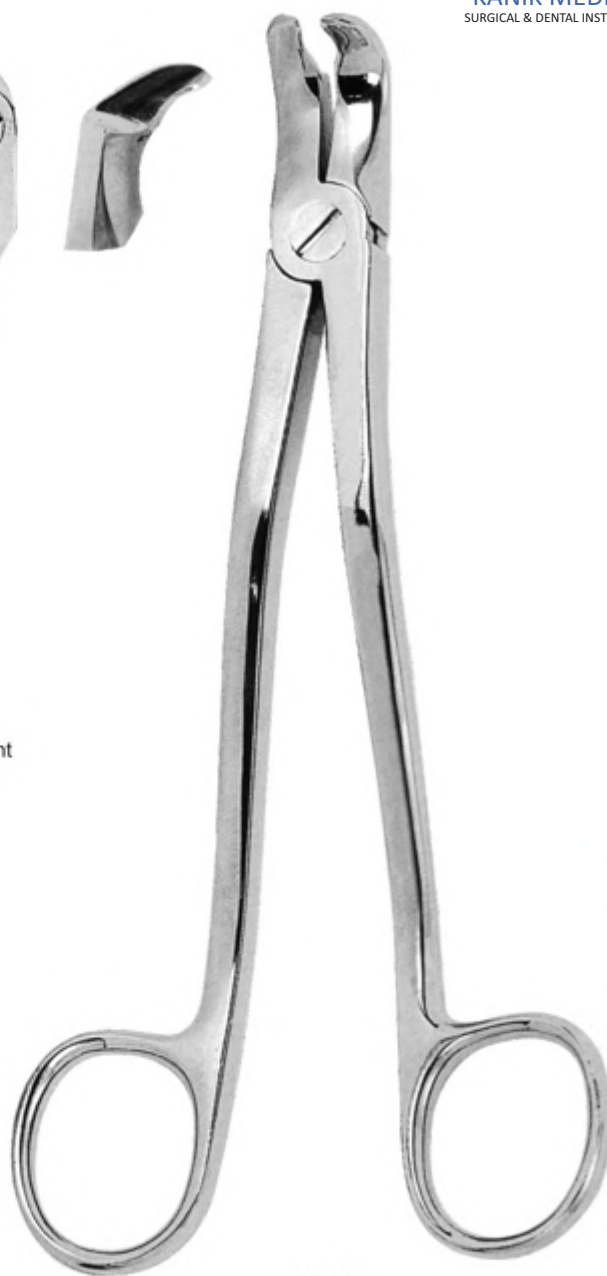
786-71
Fig. 86 1/2L
Lower Third Molars, Left



786-72
Fig. 86 1/2 R
Lower Third Molars, Right



786-73
Fig. 86C
Lower Molars



786-74
Fig. 86W White - cm. 17
Extracting Forceps for Lower Last Molar



KANIK MEDICAL
SURGICAL & DENTAL INSTRUMENTS

EXTRACTING FORCEPS



786-75
Fig. 87
Lower Decayed Molars or Broken Crowns



With
Serrated
Tips



786-76
Fig. 89
Upper Molars, Right



With
Serrated
Tips



786-77
Fig. 90
Upper Molars, Left




With
Serrated
Tips



786-78
Fig. 99
Lower Molars With Broken Crowns



With
Serrated
Tips



786-79
Fig. 107
Upper Canines

EXTRACTING FORCEPS



KANIK MEDICAL
SURGICAL & DENTAL INSTRUMENTS



With
Serrated
Tips

786-80
Fig. 121
Upper Third Molars



With
Serrated
Tips

786-81
Fig. 145
Lower Roots



With
Serrated
Tips

786-82
Fig. 151 1/2
Upper Roots



786-83
Fig. 166
Universal extracting forceps
for upper teeth,
in particular molars and premolars



786-84
Fig. 167 Trotter
Universal extracting forceps
for lower teeth
in particular molars and premolars



KANIK MEDICAL
SURGICAL & DENTAL INSTRUMENTS

EXTRACTING FORCEPS



With
Serrated
Tips



786-85
Fig. 168
Upper Canines



With
Serrated
Tips



786-86
Fig. 169
Lower Canines



With
Serrated
Tips



786-87
Fig. 346
Lower Roots



With
Serrated
Tips



786-88
Fig. 349
Upper Roots



With
Serrated
Tips



786-89
Fig. 359
Lower Roots

EXTRACTING FORCEPS - Mead Pattern



KANIK MEDICAL
SURGICAL & DENTAL INSTRUMENTS



With
Serrated
Tips



786-90
Fig. 1
Universal extracting forceps
for upper incisors and canines



With
Serrated
Tips



786-91
Fig. 2
Upper Molars



With
Serrated
Tips



786-92
Fig. 3
Lower Incisors, Premolars and Roots



With
Serrated
Tips



786-93
Fig. 4
Lower Molars



KANIK MEDICAL
SURGICAL & DENTAL INSTRUMENTS

EXTRACTING FORCEPS With Anatomically Shaped Handle




With
Serrated
Tips

786-94
Fig. 1
Upper incisors and canines



With
Serrated
Tips



786-95
Fig. 2
Upper incisors and canines



With
Serrated
Tips




786-96
Fig. 4
Lower incisors and canines



With
Serrated
Tips



786-97
Fig. 7
Upper premolars



With
Serrated
Tips



786-98
Fig. 13
Lower premolars

EXTRACTING FORCEPS With Anatomically Shaped Handle



KANIK MEDICAL
SURGICAL & DENTAL INSTRUMENTS



With
Serrated
Tips

786-99
Fig. 17
Upper molars, right



With
Serrated
Tips



786-100
Fig. 18
Upper molars, left



With
Serrated
Tips



786-101
Fig. 21
Lower molars



With
Serrated
Tips



786-102
Fig. 22
Lower molars



With
Serrated
Tips



786-103
Fig. 33
Lower roots



KANIK MEDICAL
SURGICAL & DENTAL INSTRUMENTS

EXTRACTING FORCEPS With Anatomically Shaped Handle



786-104
Fig. 45
Lower roots

With
Serrated
Tips



With
Serrated
Tips



786-105
Fig. 51A
Upper roots



With
Serrated
Tips



786-106
Fig. 67A
Upper third molars



With
Serrated
Tips



786-107
Fig. 74
Lower roots



With
Serrated
Tips



786-108
Fig. 79
Lower third molars



With
Serrated
Tips



786-109
Fig. 86C
Lower molars



With
Serrated
Tips



786-110
Fig. 359
Lower roots

EXTRACTING FORCEPS With Anatomically Shaped Handle



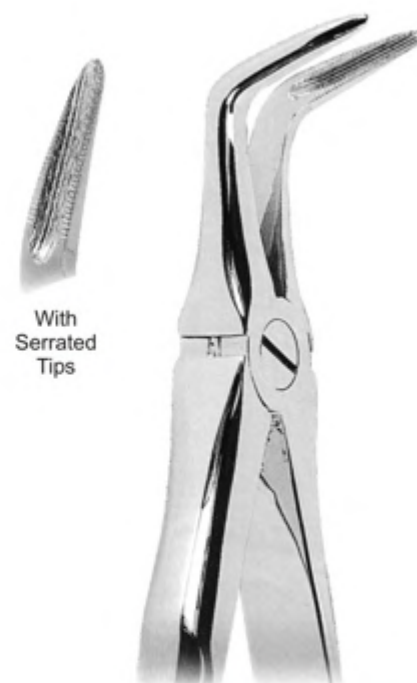
KANIK MEDICAL
SURGICAL & DENTAL INSTRUMENTS



786-111
Fig. 89
Upper molars, right



786-112
Fig. 90
Upper molars, left



786-113
Fig. 145
Lower roots



786-114
Fig. 151 1/2
Upper roots



786-115
Fig. 349
Upper roots



KANIK MEDICAL
SURGICAL & DENTAL INSTRUMENTS

EXTRACTING FORCEPS American Pattern



786-116
Fig. 5
Lower third molars



786-117
Fig. 6
Separating forceps



786-118
Fig. 10S
Upper molars



786-119
Fig. 16i
Lower molars



786-120
Fig. 17
Lower molars

EXTRACTING FORCEPS - Mead Pattern



KANIK MEDICAL
SURGICAL & DENTAL INSTRUMENTS



786-121
Fig. 18L Harris
Upper molars, left



786-122
Fig. 18R Harris
Upper molars, right



786-123
Fig. 23
Lower molars



786-124
Fig. 53R
Upper molars. Right



786-125
Fig. 53L
Upper molars, left



KANIK MEDICAL
SURGICAL & DENTAL INSTRUMENTS

EXTRACTING FORCEPS - American Pattern



786-126
Fig. 65
Upper incisors and roots



786-127
Fig. 69 Tomes
Upper and lower roots



786-128
Fig. 88R Nevius
Upper molars, right



786-129
Fig. 88L Nevius
Upper molars, left



786-130
Fig. 101 Hull
Deciduous teeth

EXTRACTING FORCEPS - American Pattern



KANIK MEDICAL
SURGICAL & DENTAL INSTRUMENTS



786-131
Fig. 150 Cryer
Upper incisors, premolars, roots



786-132
Fig. 150S Cryer
Upper teeth (for children)



786-133
Fig.151 Cryer
Lower incisors, premolars, roots



786-134
Fig. 151S Cryer
Lower teeth (for children)



786-135
Fig. 222
Lower third molars



KANIK MEDICAL
SURGICAL & DENTAL INSTRUMENTS

EXTRACTING FORCEPS - For Children

Set - 786-136



With
Serrated
Tips



786-137
Fig. 37
Upper incisors



With
Serrated
Tips



786-138
Fig. 39
Upper molars



With
Serrated
Tips



786-139
Fig. 39R
Upper molars, right



With
Serrated
Tips



786-140
Fig. 39L
Upper molars left



With
Serrated
Tips



786-141
Fig. 51S
Upper roots

EXTRACTING FORCEPS - American Pattern



KANIK MEDICAL
SURGICAL & DENTAL INSTRUMENTS



786-142
Fig. 65
Upper incisors and roots



786-143
Fig. 69 Tomes
Upper and lower roots



786-144
Fig. 88R Nevius
Upper molars, right



786-145
Fig. 88L Nevius
Upper molars, left



786-146
Fig. 101 Hull
Deciduous teeth



KANIK MEDICAL
SURGICAL & DENTAL INSTRUMENTS

EXTRACTING FORCEPS - For Children - Klein Pattern



With
Serrated
Tips

786-147
Fig. 1
Upper incisors



With
Serrated
Tips



786-148
Fig. 2
Upper premolars



With
Serrated
Tips



786-149
Fig. 3
Upper molars



With
Serrated
Tips



786-150
Fig. 4
Upper roots



With
Serrated
Tips



786-151
Fig. 5
Lower incisors



Set - 786-154



786-152
Fig. 6
Lower molars




786-153
Fig. 7
Lower roots

ROOT SPLINTER FORCEPS



KANIK MEDICAL
SURGICAL & DENTAL INSTRUMENTS





KANIK MEDICAL
SURGICAL & DENTAL INSTRUMENTS

BONE RONGEURS



786-159
Luer
cm. 15



786-160
Friedman
cm. 14



786-161
Mini Friedman
cm. 12



786-162
Goldman-Fox
cm. 10



786-163
Blumenthal
cm. 12



786-164
Blumenthal 45°
cm. 14.5



786-165
Blumenthal 90°
cm. 14



786-166
Mead 1A
cm. 16.5

BONE RONGEURS



KANIK MEDICAL
SURGICAL & DENTAL INSTRUMENTS



786-167
Cleveland 5
cm. 16.5



786-168
Cleveland-Gardner
cm. 16.5

BONE RONGEURS, MULTIPLE ACTION



786-169
Mini-Ruskin
cm. 15.5



786-170
Beyer
cm. 18



KANIK MEDICAL
SURGICAL & DENTAL INSTRUMENTS

ROOT ELEVATORS KIT



Set - 786-171



Set - 786-172



Set - 786-173

ROOT ELEVATORS



KANIK MEDICAL
SURGICAL & DENTAL INSTRUMENTS

With Stainless Steel Handle
4mm



786-174
Fig. 1
Hylin

3.6 mm



786-175
Fig. 2
Hylin

3.6 mm



786-176
Fig. 3
Hylin



786-177
Fig. 4
Hylin



786-178
Fig. 1
Coleman



786-179
Fig. 2



786-180
Fig. 3



786-182
Fig. 2




786-181
Fig. 1



KANIK MEDICAL
SURGICAL & DENTAL INSTRUMENTS

ROOT ELEVATORS With Stainless Steel Handle

3 mm



786-183
Fig. 1B
Bein

4 mm



786-184
Fig. 2B
Bein

3 mm



786-185
Fig. 3B
Bein

4 mm



786-186
Fig. 4B
Bein

3,2 mm



786-187
Fig. 5B
Bein

3,8 mm



786-188
Fig. 6B
Bein

3 mm



786-189
Fig. 1F
Flohr

3.5 mm



786-190
Fig. 2F
Flohr



786-191
Fig. 3F
Flohr



786-192
Fig. 4B SA
Schmeckebier
Apexo



786-193
Fig. 5B SA
Schmeckebier
Apexo



786-194
Fig. 4 SA
Schmeckebier
Apexo



786-195
Fig. 5 SA
Schmeckebier
Apexo

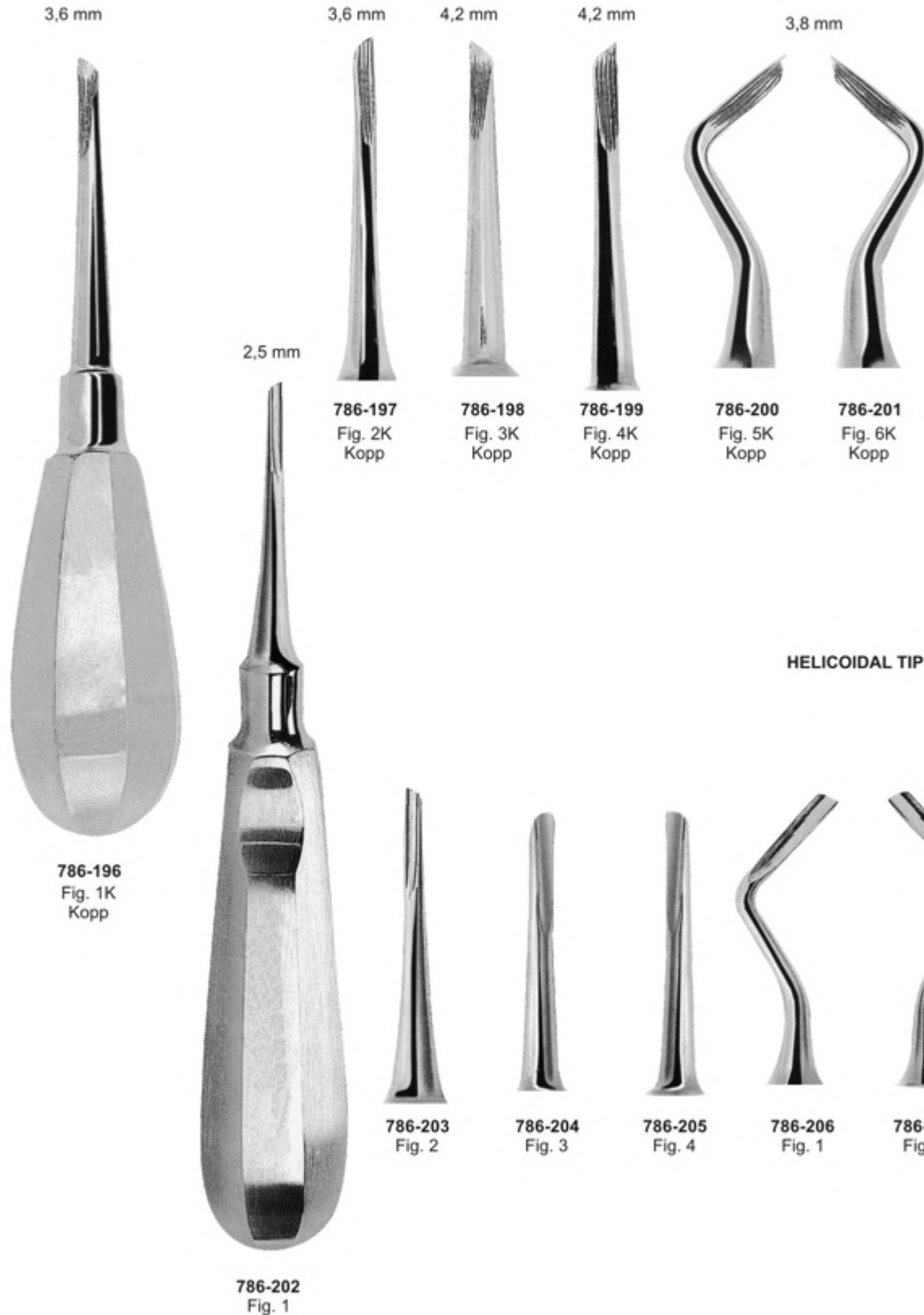
Concave tip

Flat tip

HELICOIDAL ROOT ELEVATORS With Stainless Steel Handle



KANIK MEDICAL
SURGICAL & DENTAL INSTRUMENTS





KANIK MEDICAL
SURGICAL & DENTAL INSTRUMENTS

ROOT ELEVATORS With Stainless Steel Handle



786-208
Fig. 71
Miller-Apexo



786-209
Fig. 72
Miller-Apexo



786-210
Fig. 73
Miller-Apexo



786-211
Fig. 74
Miller-Apexo



786-212
Fig. 19



786-213
Fig. 20



786-214
Fig. 34S
Seldin



786-215
Fig. 34
Seldin



786-216
Fig. 2S
Seldin




786-217
Fig. 3S
Seldin

ROOT ELEVATORS With Stainless Steel Handle



KANIK MEDICAL
SURGICAL & DENTAL INSTRUMENTS



786-218
Fig. 1L
Seldin



786-219
Fig. 1R
Seldin



786-220
Fig. 4L
Seldin



786-221
Fig. 4R
Seldin



786-222
Fig. 51
Curtis



786-223
Fig. 52
Curtis



786-224
Fig. 11
Stout



786-225
Fig. 11a
Stout




786-226
Fig. 12



KANIK MEDICAL
SURGICAL & DENTAL INSTRUMENTS

ROOT ELEVATORS With Stainless Steel Handle



Flat Tip

786-227
Fig. A
Cogswell



786-228
Fig. 301
Apexo



786-229
Fig. 302
Apexo



786-230
Fig. 303
Apexo



786-231
Fig. 301W
Seldin



786-232
Fig. 304W
Seldin



786-233
Fig. 1H
Heidbrink



786-234
Fig. 2H
Heidbrink



786-235
Fig. 40H
Heidbrink



786-236
Fig. 41H
Heidbrink

ROOT ELEVATORS With Stainless Steel Handle



KANIK MEDICAL
SURGICAL & DENTAL INSTRUMENTS



786-237
Fig. 44
Cryer



786-238
Fig. 45
Cryer



786-239
Fig. 25
Cryer



786-240
Fig. 26
Cryer



786-241
Fig. 31
Cryer



786-242
Fig. 32
Cryer



786-243
Fig. 81A



786-244
Fig. A1C
Coupland



786-245
Fig. A2C
Coupland




786-246
Fig. A3C
Coupland



KANIK MEDICAL
SURGICAL & DENTAL INSTRUMENTS

ROOT ELEVATORS With Stainless Steel Handle



786-247
Fig. 190



786-248
Fig.191



786-249
Fig. 15
Woodward



786-250
Fig. 16
Woodward



786-251
Fig. 1C
Coupland



786-252
Fig. 2C
Coupland



786-253
Fig. 3C
Coupland



786-254
Fig. 11M
Mac Millan



786-255
Fig. 12M
Mac Millan



786-256
Fig. 13M
Mac Millan



786-257
Fig. 31F
Friedman



786-258
Fig. 32F
Friedman

ROOT ELEVATORS With Stainless Steel Handle



KANIK MEDICAL
SURGICAL & DENTAL INSTRUMENTS



786-259
Fig. 1



786-265
Fig.1
Bein



786-260
Fig. 2



786-261
Fig. 2
Flohr



786-262
Fig. 3
Flohr



786-263
Fig. 7
Cryer



786-264
Fig. 8
Cryer



786-266
Fig. 2
Bein



786-267
Fig. 3
Bein



786-268
Fig. 4
Bein



786-269
Fig. 5
Bein



786-270
Fig. 6
Bein



KANIK MEDICAL
SURGICAL & DENTAL INSTRUMENTS

ROOT ELEVATORS With Anatomically Shaped Handle

With Stainless Steel Handle

3 mm



786-271
Fig.1B
Bein

4 mm



786-272
Fig. 2B
Bein

3 mm



786-273
Fig. 3B
Bein

4 mm



786-274
Fig. 4B
Bein

3.2 mm



786-275
Fig. 5B
Bein

3.8 mm



786-276
Fig. 6B
Bein



786-277
Fig. 1F
Flohr



786-278
Fig. 2F
Flohr



786-279
Fig. 3F
Flohr



786-280
Fig. 4 SA
Schmeckeber
Apexo



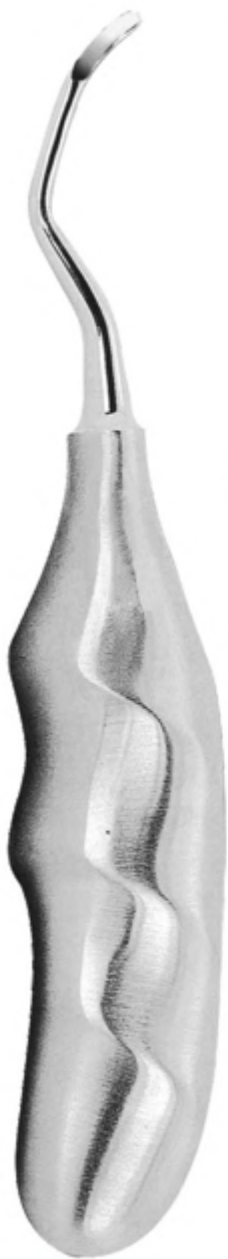
786-281
Fig. 5 SA
Schmeckeber
Apexo

ROOT ELEVATORS With Anatomically Shaped Handle

With Stainless Steel Handle



KANIK MEDICAL
SURGICAL & DENTAL INSTRUMENTS



786-282
Fig. 71
Miller-Apexo



786-283
Fig. 72
Miller-Apexo



786-284
Fig. 4L
Seldin



786-285
Fig. 4R
Seldin



786-286
Fig. 1H
Heidbrink



786-287
Fig. 2H
Heidbrink



786-288
Fig. 41H
Heidbrink



786-289
Fig. 301
Apexo



786-290
Fig. 301W
Seldin



786-291
Fig. 25
Cryer



786-292
Fig. 26
Cryer



786-293
Fig. 44
Cryer



786-294
Fig. 45
Cryer



KANIK MEDICAL
SURGICAL & DENTAL INSTRUMENTS

ROOT ELEVATORS With Stainless Steel Handle



Walter F. Barry



786-295
Fig. 320
Walter F. Barry



786-296
Fig. 321
Walter F. Barry



786-297
Fig. 322
Walter F. Barry



786-298
Fig. 323
Walter F. Barry



786-299
Fig. 350
Walter F. Barry



786-300
Fig. 351
Walter F. Barry



786-301
Fig. 370
Walter F. Barry



786-302
Fig. 371
Walter F. Barry



Lecluse



786-303
Fig. 1LC
Lecluse

ROOT ELEVATORS With Stainless Steel Handle



KANIK MEDICAL
SURGICAL & DENTAL INSTRUMENTS



Winter



786-304
Fig. 1LW
Winter



786-305
Fig. 1RW
Winter



786-306
Fig. 11Lw



786-307
Fig. 11RW
Winter



786-308
Fig. 24
Pott



786-309
Fig. 25
Pott



786-310
Fig. 12LW
Winter



786-311
Fig. 12RW
Winter



786-312
FIG. 14LW
Winter



786-313
Fig. 14RW
Winter



KANIK MEDICAL
SURGICAL & DENTAL INSTRUMENTS

ROOT - TIP PICKS With Stainless Steel Handle



786-314
Fig. 1
Heidbrink



786-315
Fig. 2
Heidbrink



786-316
Fig. 3
Heidbrink



786-317
Fig. 1
Warwick-james



786-318
Fig. 2
Warwick-james



786-319
Fig. 3
Warwick-james



786-320
Fig. 1
Heidbrink



786-321
Fig. 2
Heidbrink



786-322
Fig. 3
Heidbrink

SYNDESMOTOMES



KANIK MEDICAL
SURGICAL & DENTAL INSTRUMENTS



786-323
Cm. 11



786-324
Fig. 0



786-325
Fig. 1



786-326
Fig. 2



786-327
Fig. 3



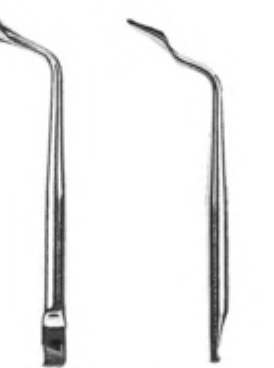
786-328
Fig. 4



786-329
Fig. 5



786-330
Fig. 6



786-331
Fig. 7



786-332
Fig. 8



786-333
Fig. 9



786-334
Fig. 11



786-335
Fig. 21



786-336
Fig. 22



786-337
Fig. 23



786-338
Fig. 24



786-339
Fig. 25



786-340
Fig. 26



786-341
Fig. 27



786-342
Fig. 28



786-343
Fig. 29




KANIK MEDICAL
SURGICAL & DENTAL INSTRUMENTS

SYNDESMOTOMES INSTRUMENTS KIT

Set - 786-344

Complete kit composed of 1 handle and 20 interchangeable tips, with complete tray




Set - 786-345

Complete kit composed of 1 handle and 11 interchangeable tips, with complete tray



Syndesmotome tips holder, 20 holes



Set - 786-346
mm.70x40x12



SUNDESMOTOMES With stainless steel handle



KANIK MEDICAL
SURGICAL & DENTAL INSTRUMENTS

Periotomes



786-347
Fig. 1
Chompret

786-348
Fig. 2
Chompret

786-349
Fig. 3
Chompret

786-350
Fig. 4
Chompret



786-351
Fig. 1

786-352
Fig. 2

786-353
Fig. 3




KANIK MEDICAL
SURGICAL & DENTAL INSTRUMENTS

PRESENTATION

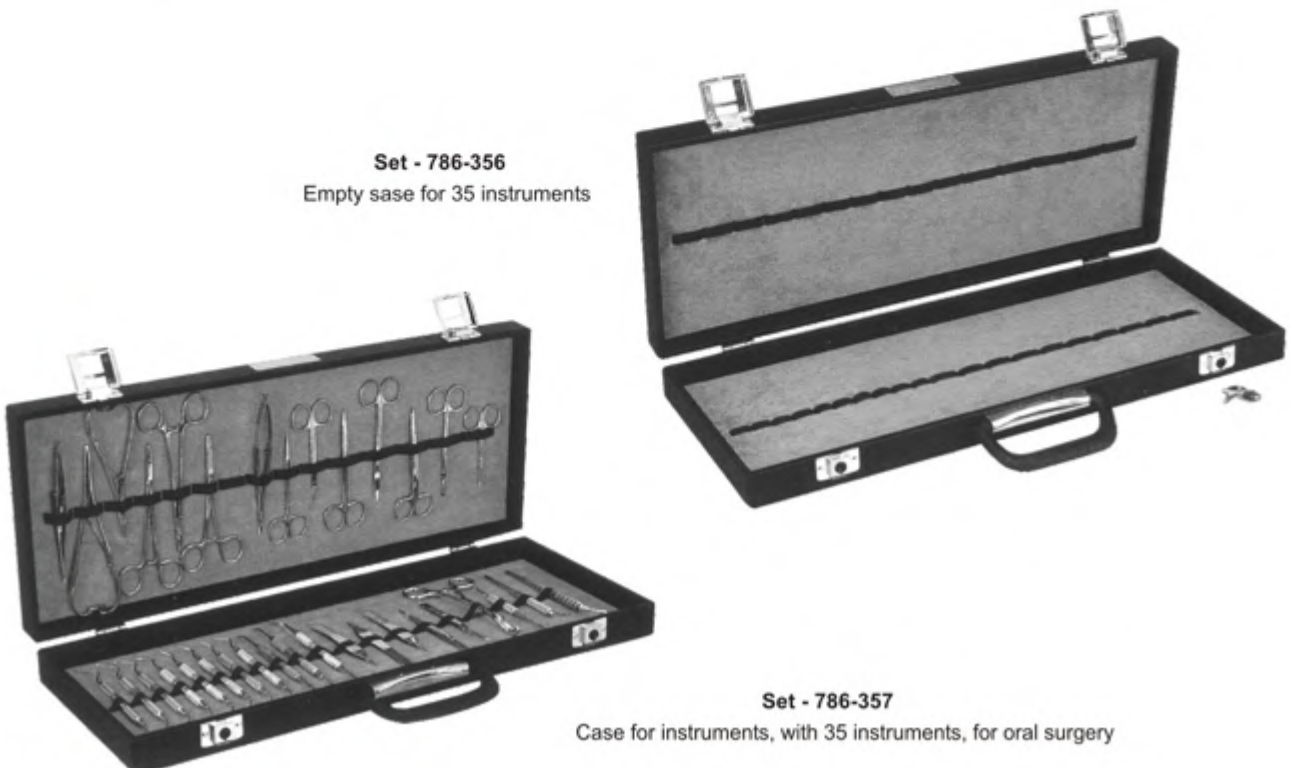
Set - 786-354

Empty case for 12 extracting
forceps and 26 instruments



Set - 786-355

Case for instruments and pliers, with 39 instruments



Set - 786-356

Empty case for 35 instruments


Set - 786-357

Case for instruments, with 35 instruments, for oral surgery

INSTRUMENTS KIT FOR ORAL SURGERY



KANIK MEDICAL
SURGICAL & DENTAL INSTRUMENTS



786-358



786-359



786-360



KANIK MEDICAL
SURGICAL & DENTAL INSTRUMENTS

GUM SCISSORS



786-361
Fig. 1
cm. 12



Straight



Curved
786-362
Fig.2



786-363
Fig.1
cm. 11.5



Angular



786-364
Fig. 2

Angolari, one
blade serrated



786-365
Fig.1
Iris
cm.11.5



Straight



786-366
Fig.2
Iris



Curved



786-367
Fig.3
Iris

GUM SCISSORS



KANIK MEDICAL
SURGICAL & DENTAL INSTRUMENTS



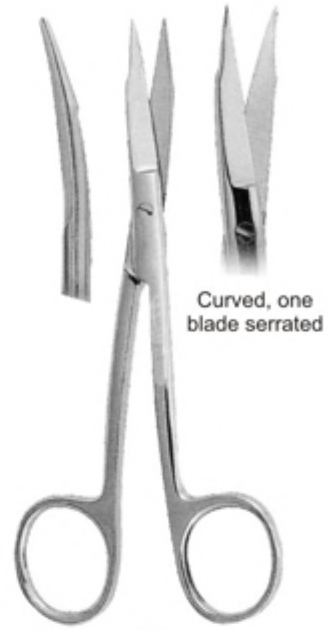
Straight, one
blade serrated

786-368
Fig.1
Goldman-Fox
cm. 13



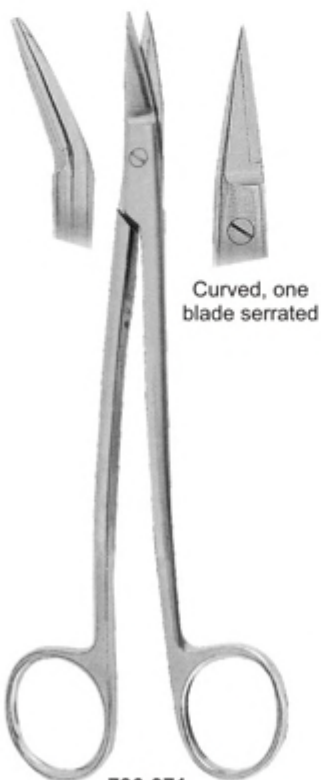
Curved, one
blade serrated

786-369
Fig.2
Goldman-Fox
cm. 13



Curved, one
blade serrated

786-370
Fig.3
Goldman-Fox (special)
cm. 13



Curved, one
blade serrated

786-371
Fig. 1
Dean
cm. 17



Curved

786-372
Fig. 1
Neumann
cm. 12.5



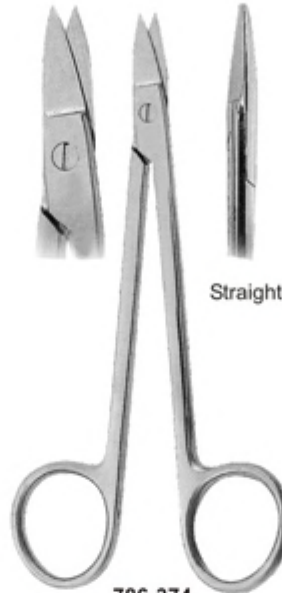
KANIK MEDICAL
SURGICAL & DENTAL INSTRUMENTS

GUM SCISSORS


Curved, one blade serrated



786-373
Fig. 1
La Grange
cm. 10.5



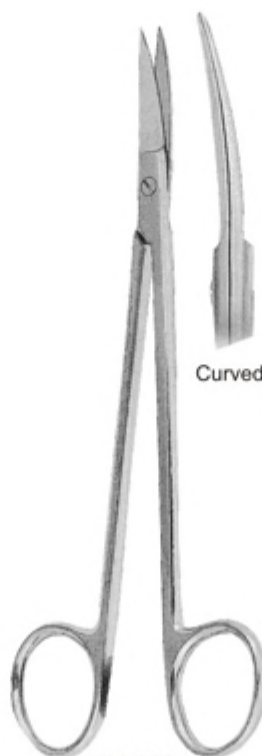
786-374
Fig. 1
QINBY
cm. 12.5



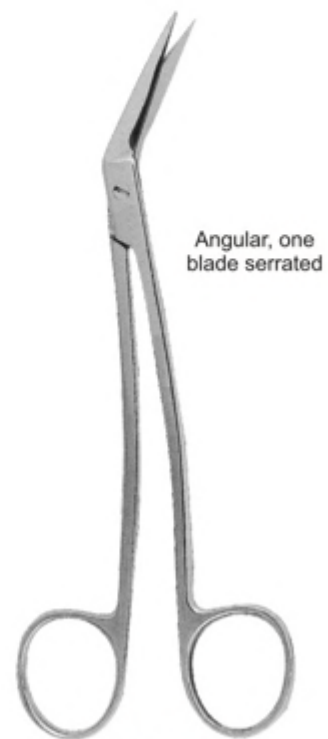
786-375
Fig. 2
QINBY
cm. 12.5



786-376
Fig. 1
Kelly
cm. 16



786-377
Fig. 2
Kelly
cm. 16



786-378
Fig. 1
Locklin
cm. 16, 5

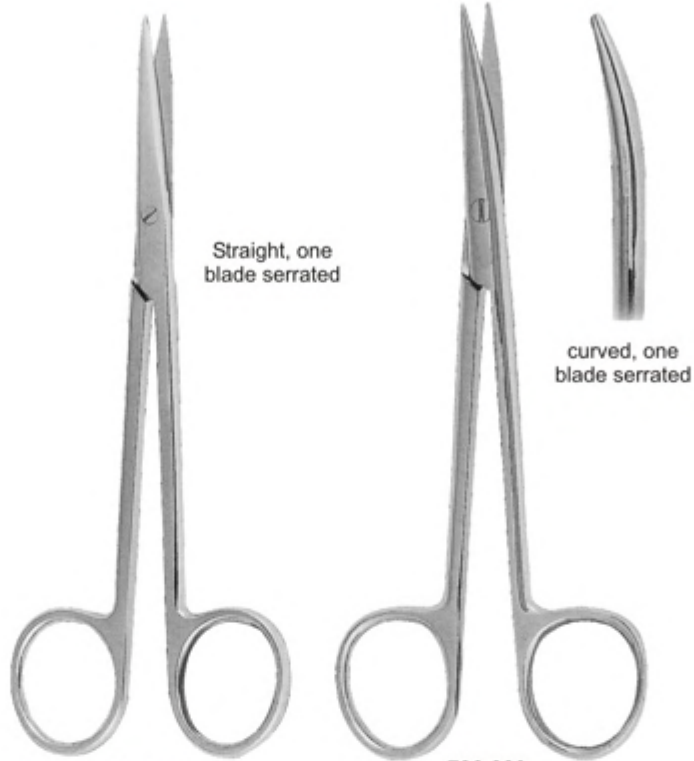
GUM SCISSORS



KANIK MEDICAL
SURGICAL & DENTAL INSTRUMENTS



Scissors provide better cutting quality and wear resistance.



Straight, one blade serrated

curved, one blade serrated

786-379
Fig. 1
Sullivan
cm.14.5

786-380
Fig. 2
Sullivan
cm.14.5




Curved, very fine beaks

786-381
Fig. 1
Noyes (Castroviejo) cm.11



Curved, very fine beaks

786-382
Fig. 1
Westcott cm.11



Curved, very fine beaks

786-383
Fig. 2
Westcott cm. 11



Curved, very fine beaks

786-384
Fig. 1
cm. 14.5



KANIK MEDICAL
SURGICAL & DENTAL INSTRUMENTS

SURGICAL SCISSORS

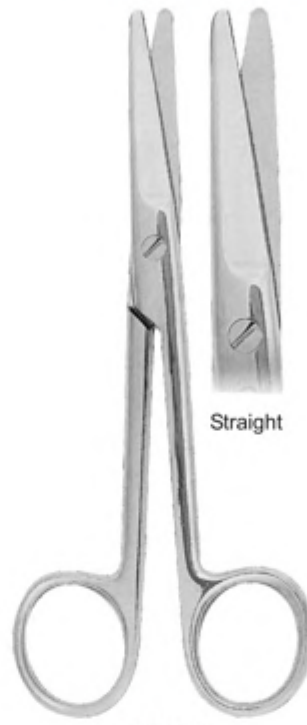
LIGATURE SCISSORS



786-385
Fig.1
Spencer
cm.9

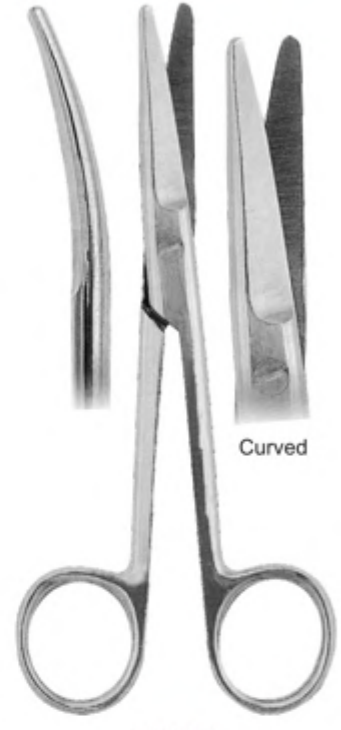


786-386
Fig.2
Spencer
cm.9



786-387
Fig.1
Mayo
cm.14.5

Straight



786-388
Fig.2
Mayo
cm.14.5

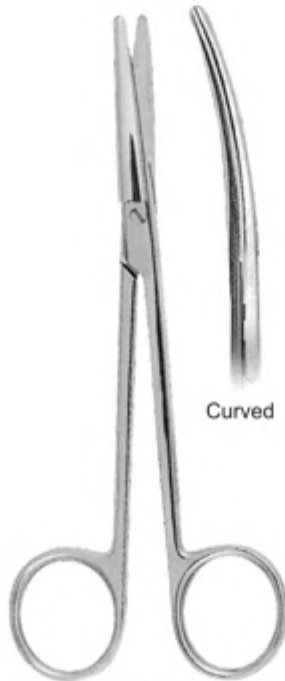
Curved

DISSECTING SCISSORS



Straight

786-389
Fig.1
Metzencaum



Curved

786-390
Fig.2
Metzencaum



Straight

786-391
Fig.1
Metzencaum Delikat



Curved

786-392
Fig.2
Metzencaum Delikat

SURGICAL SCISSORS Dissecting Scissors



KANIK MEDICAL
SURGICAL & DENTAL INSTRUMENTS



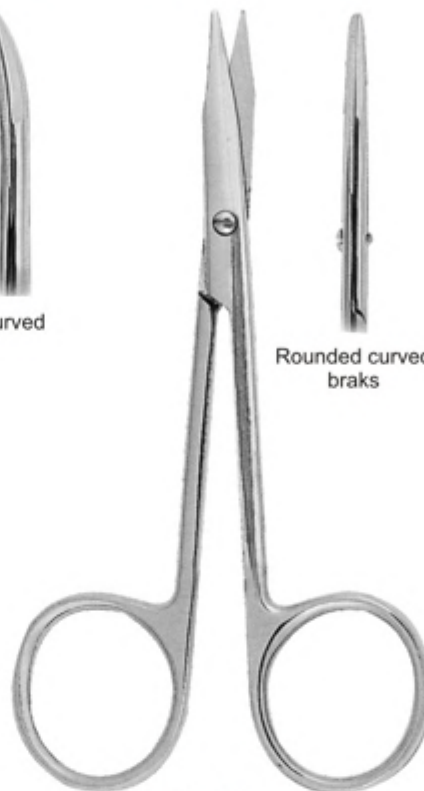
Straight

786-393
Stevens
cm. 11.5



Curved

786-394
Stevens
cm. 11.5



Rounded curved
braks

786-395
Stevens
cm. 11.5



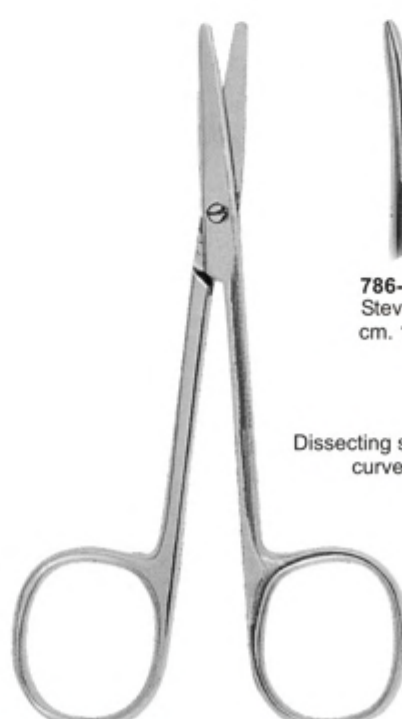
Rounded curved
braks

786-396
Stevens
cm. 11.5



Dissecting scissors
straight

786-397
Stevens
cm. 11.5



Dissecting scissors
curved

786-398
Stevens
cm. 11.5



KANIK MEDICAL
SURGICAL & DENTAL INSTRUMENTS

SCALPEL HANDLES - SCALPEL BLADES



786-399
Fig. 3



786-400
Fig. 3G



786-401
Fig. 8



786-402
Fig. 7



786-403
Fig. 5



786-404
Fig. 5A



786-405
Fig. 12D
Double cutting edge



786-406
Fig. 15C



786-407
Fig. 10



786-408
Fig. 11



786-409
Fig. 12



786-410
Fig. 13



786-411
Fig. 15

UNIVERSAL PILERS



KANIK MEDICAL
SURGICAL & DENTAL INSTRUMENTS



786-412
Universal

Universal pliers for bending wires up to 0,9 mm. (.035") or cutting up to 0,7 mm. (.028").



786-413
Universal

Universal pliers for bending wires up to 0,9 mm. (.035") or cutting up to 0,7 mm (.028")



786-414
Waldsachs

Waldsachs universal pliers bending wires up to 1,0 mm (.039") or cutting up to 0,7 mm. (.028")



KANIK MEDICAL
SURGICAL & DENTAL INSTRUMENTS

ORTHODONTIC PLIERS

LOOP FORMING PLIERS



**Nance
786-415**
Nance loop closing pliers, for bending of stop loops and special pliers for Adams' clasps. Wires up to 0,7 mm. (.028").



786-416
Round-Concave pliers for loop forming and bending of thin round and square wires up to 0,5 mm. (.020")



**Tweed
786-417**
Tweed Loop Forming Pliers. For round or rectangular wires up to 0,56 x 0,7 mm. (.022" x .028"). Replaceable cylindrical beak with three sizes: 1,15 mm. (.045"), 1,50 mm. (.059"), 1,90 mm. (.075"). Concave beak with slight parallel serrations, to keep the wire in proper position



**786-418
Tweed**
Tweed Loop Forming Pliers. For making perfect Omega Loops with round or rectangular wires up to 0,56x0,7 mm. (.022" x .028") The concave beak is exactly the same as pliers. 5809-1



**786-419
Tweed**
Single diameter loop forming pliers. Wire up to 0,56 x 0,7 mm. (.022" x .028"). Replaceable concave beak has only diameter section of 1,50mm. (.059")

ORTHODONTIC PLIERS



KANIK MEDICAL
SURGICAL & DENTAL INSTRUMENTS



786-420
Reynolds

Reynolds contouring pliers



786-421

Lingual arch pliers used to form double and triple back bends in 0,7 mm (.028") or 0,9 mm (.035") wire for insertion in lingual sheaths



786-422
Weingart

Utility and speciality pliers weingart pliers with serrated tips



786-423
De La Rosa

De La Rosa arch forming pliers. Designed to form and contour arch wires on round or rectangular wire. The beak has grooves of 0,4mm (.016") 0,46mm (.018") and 0,56mm (.022")



786-424
De La Rosa

Arch forming pliers with non-grooved contouring surface for the forming of precise arches.



KANIK MEDICAL
SURGICAL & DENTAL INSTRUMENTS

ORTHODONTIC PLIERS

BAND REMOVERS PLIERS



786-425

Direct bonding bracket remover with "Wide beak" pad. Designed for quick, comfortable removal of direct bonded brackets and elimination of adhesive residues. Wide tip.



786-426

Direct bonding bracket remover with "Narrow beak" pad.



786-427

Short nose pliers for easy band removal. Interchangeable plastic pad.



786-428

Posterior band remover (long). These long style pliers are excellent for posterior band removing, also used to remove direct bonding bracket.

LIGATURE PLIERS AND WIRE CUTTERS



786-429

Micro-miniature light wire cutter. It cuts soft ligature wires. For use in case of limited access. Caution: maximum cutting capacity: soft ligature wire up to 0,30 mm. (.012")



786-430

Wire cutter. For ligature wires and pins. It is strong enough to bend archwire ends after distal cutting. Maximum cutting capacity up to 0,56x0,7 mm. (.022"x.028").



786-431

Wire cutter. For ligature wires and pins. It is strong enough to bend archwire ends after distal cutting. Maximum cutting capacity: up to 0,9 mm. (.036").



786-432

Micro-miniature light wire cutter. It cuts soft ligature wires. For use in case of limited access. Caution: maximum cutting capacity: soft ligature wire up to 0,30 mm. (.012")
With tungsten carbide insert.



786-433

Wire cutter. For ligature wires and pins. It is strong enough to bend archwire ends after distal cutting—Maximum cutting capacity up to 0,56 x 0,7 mm. (.022" x .028") with tungsten carbide insert.



786-434

Wire cutter. For ligature wires and pins. It is strong enough to bend archwire ends after distal cutting. Maximum cutting capacity: wires up to 1,5 mm (.044") With tungsten carbide insert.



KANIK MEDICAL
SURGICAL & DENTAL INSTRUMENTS

ORTHODONTIC PLIERS

DISTAL END CUTTERS



786-435

Distal end cutter -safety hold- a precision cutter designed for distal arch cutting in the patient's mouth. It cuts hard wires and holds the loose distal end preventing any damaging of oral tissue. Maximum cutting capacity rectangular wires up to 0,56 × 0,7 (0,22" × .028"), round wires up to 0,5 mm (.022")



786-436

Micro-distal end cutter -safety hold-

D.B. BRACKET REMOVER PLIERS



786-437

Direct bonding bracket remover (wide). The removers grip firmly for easy incisal-gingival (vertical) use or, if needed, for mesial-distal (horizontal) use with the same ease.



786-438

Distal end cutter -safety hold- a precision cutter designed for distal arch cutting in the patient's mouth, It cuts hard wires and holds the loose distal end preventing any damaging of oral tissue. Maximum cutting capacity rectangular wires up to 0,56 × 0,7 (0,22" × .028"), round wires up to 0,5 mm (.020"). Tungsten carbide insert.



786-439

Direct bond attachment remover (angled). For removing all bonded attachments, May be used mesialdistal (horizontal) or incisal-gingival (vertical) in anterior areas. Angled perfectly for easy access to difficult posterior areas.



786-440
Mc Kellops
Round and concave heavy wire pliers.
For forming loops in hard clasp
wires or labial arch
wires up to 0,8 mm. (.032").



786-441
Johnson
Contouring band pliers,
Johnson pliers.



786-442
Nance
Nance loops closing pliers
Nance style. With 4 steps tip
for forming various size loops in
rectangular and round wires,
up to 0,7 mm. (.028").



786-443
Young
Loop forming pliers
Young pliers wires up to 0,7 mm. (.028").



786-444
Wire cutter. For ligature wires and pins. It is strong
enough to bend archwire ends after distal cutting.
Maximum cutting capacity: wires up to 1,5 mm.
(.044"). With tungsten carbide insert.



KANIK MEDICAL
SURGICAL & DENTAL INSTRUMENTS

ORTHODONTIC PLIERS



786-445
Wire bending pliers,
for wires up to 0,9 mm. (.036").



786-446
Double rounded jaw wire
bending pliers, for wires
up to 0,7 mm. (.028").



786-447
Angle
Bird Beak Angle pliers for
bending round, square or rectangular
wire up to 0,7 mm. (.028").



786-448
Double rounded jaw wire bending pliers,
for wires up to 0,7 mm. (.028").



786-449
Angle
Bird beak pliers for bending round,
square or rectangular
wire up to 0,7 mm. (.028"). With cutter



786-450
Adams
Adams pliers for bending wires up to 0,7 mm. (.028").



786-451
Adams
Adams pliers for bending wires up to 0,7 mm. (.28").



786-452
Tweed
Tweed loop forming pliers. For forming loops in wires up to 0,56 mm. (.022").

TORQUING PLIERS



786-453
Aderer
Aderer three jaws bending pliers. For wires up to 0.7 mm. (.028")



786-454
Aderer
Aderer three jaws bending pliers. For wires up to 0.7 mm. (.028")



KANIK MEDICAL
SURGICAL & DENTAL INSTRUMENTS

ORTHODONTIC PLIERS



786-455

Light Bird Beak pliers for bending round, square or rectangular wires up to 0,4 mm. (.016").



786-456
Tweed (Angle)

Tweed (Angle) arch bending pliers - short - Pliers with beaks (10 mm.) designed for convenient handling of square or rectangular wires the blades are parallel at 0,5 mm. (.020") pliers' opening.



786-457
How

How pliers Universal well balanced for optimum control. Completely lip-safe beaks.



786-458
How

How Universal pliers -curved 45°- well balanced for optimum control Completely lip-safe beaks

ORTHODONTIC PLIERS



KANIK MEDICAL
SURGICAL & DENTAL INSTRUMENTS



786-459

Flat nose pliers with smooth beaks for bending wires up to 0,7 mm. (.028").



786-460

Bending wires up to 0,7 mm. (.028").



786-461

Bending wires up to 0,7 mm. (.028").



786-462

Bending wires up to 0,7 mm. (.028").



KANIK MEDICAL
SURGICAL & DENTAL INSTRUMENTS

PLIERS TRAY

786-463

Stainless steel pliers tray standard dimensions



NEEDLE HOLDERS Needle Holders and Scissors Combined



KANIK MEDICAL
SURGICAL & DENTAL INSTRUMENTS



786-464
Olsen-Hegar
cm 14



786-465
Baumgartner
cm 14.5



786-466
Crile-Wood
cm. 15



786-467
Adson
cm. 17.5



KANIK MEDICAL
SURGICAL & DENTAL INSTRUMENTS

NEEDLE HOLDERS



786-468
Mayo-Hegar
cm.16



786-469
Mayo-Hegar
cm. 18



786-470
Toennis



786-471
Gillies
cm.16



Needle Holder and
Scissors Combined



786-472
Derf
cm.12

NEEDLE HOLDERS



KANIK MEDICAL
SURGICAL & DENTAL INSTRUMENTS



786-473
Lichtenberg
cm.17



786-474
Eiselberg-Mathieu
cm.19.5



786-475
Arruga
cm.16

Needle Holder and Scissors
Combined



786-476
Mathieu
cm.14



786-477
Mathieu
cm.17



786-478
Mathieu
cm.17



KANIK MEDICAL
SURGICAL & DENTAL INSTRUMENTS

NEEDLE HOLDERS



786-479
Castroviejo
cm.14



786-480
Castroviejo
cm.14/60°



786-481
Castroviejo
cm.14



with curved
jaws

786-482
Castroviejo
cm.18



786-483
Castroviejo



with curved
jaws

786-484
Castroviejo-Barraquer
cm.12



Smooth jaws



786-485
Castroviejo



Smooth jaws



786-486
Castroviejo

INTRA-LIGAMENTAL SYRINGES



786-487
Stainless steel syringe



786-488
Brass syringe with stainless steel
moving parts



786-489
Autoclavable plastic protection sleeve



786-490
Syringe stand



DENTAL SYRINGES



786-492 - P1
Spare cap with metric thread



786-496 - P2
Spare cap with
Without thread



HAEMOSTATIC FORCEPS



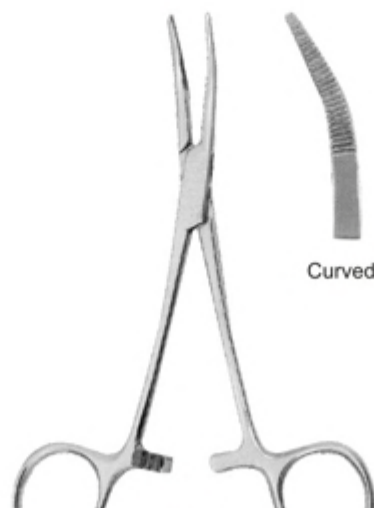
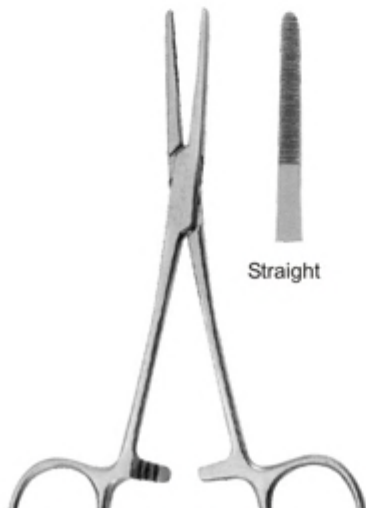
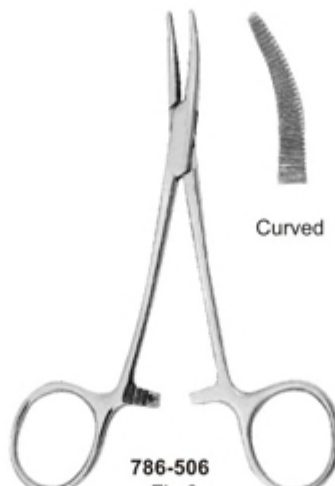
KANIK MEDICAL
SURGICAL & DENTAL INSTRUMENTS





KANIK MEDICAL
SURGICAL & DENTAL INSTRUMENTS

HAEMOSTATIC FORCEPS



HAEMOSTATIC FORCEPS



KANIK MEDICAL
SURGICAL & DENTAL INSTRUMENTS



Straight

786-511
Fig.1
Micro-Mosquito
cm.10



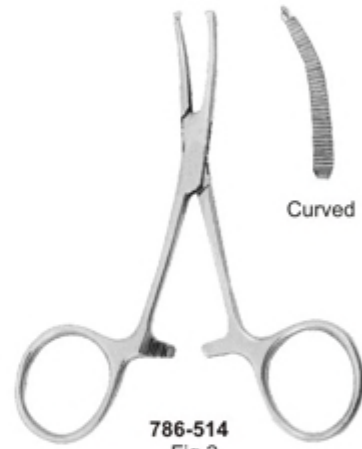
Curved

786-512
Fig.2
Micro-Mosquito
cm.10



Straight

786-513
Fig.1
Micro-Mosquito 1x2
cm.10



Curved

786-514
Fig.2
Micro-Mosquito 1x2
cm.10



Straight

786-515
Fig.1
Hartmann
cm.10



Curved

786-516
Fig.2
Hartmann
cm.10



KANIK MEDICAL
SURGICAL & DENTAL INSTRUMENTS

TOWEL CLAMPS



786-517
Fig.1
Backhaus
cm.8



786-518
Fig.2
Backhaus
cm.11



786-519
Fig.3
Backhaus
cm.13



786-520
Schaedle
cm.9

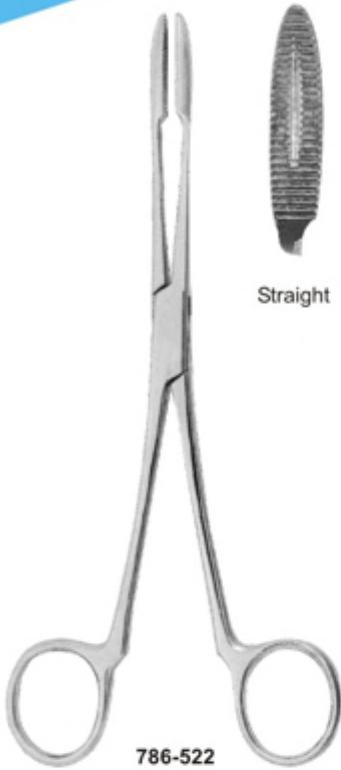


786-521
Jones
cm.9

DRESSING FORCEPS



KANIK MEDICAL
SURGICAL & DENTAL INSTRUMENTS



Straight

786-522
Gross-Maier
cm.20



Curved

786-523
Gross-Maier
cm.20



Straight

786-524
Gross-Maier
cm.25



Curved

786-525
Gross-Maier
cm.25

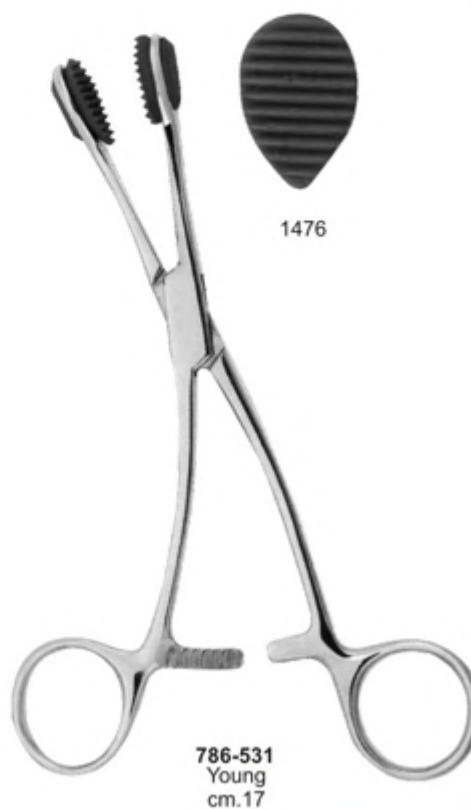


KANIK MEDICAL
SURGICAL & DENTAL INSTRUMENTS

MOUTH GAGS - TONGUE FORCEPS



786-529
Roser-Koenig
cm.19



RETRACTORS - TONGUE DEPRESSORS

Lip Retractors



786-532
Columbia
cm.14.5

786-533
Sternberg
cm.14


786-534
Sternberg
cm.16

786-535
Sternberg
cm.14

786-536
Oringer medium
cm.11x8

TONGUE DEPRESSOR

CHEEK RETRACTOR



786-537
cm.14.5

786-538
cm.14.5

786-539
Buchwald
cm.17

786-540
Brunings
cm.19

786-541
cm.14



KANIK MEDICAL
SURGICAL & DENTAL INSTRUMENTS

RETRACTORS



cm. 16

Blunt



786-542



786-543



786-544

Sharp



Senn-Miller
cm. 16




786-545

Blunt



Kilner
cm. 15

786-546



786-547
Farabeuf
cm. 13

RETRACTORS



KANIK MEDICAL
SURGICAL & DENTAL INSTRUMENTS



Williger
cm.13



786-548



786-549

Straight, sharp



Williger
cm.13



786-550



786-551

Left, sharp



Williger
cm.13



786-552



786-553

Right, sharp



Williger
cm.13



786-554



786-555

Straight, blunt



Williger
cm.13



786-556



786-557

Left, blunt



Williger
cm.13



786-558



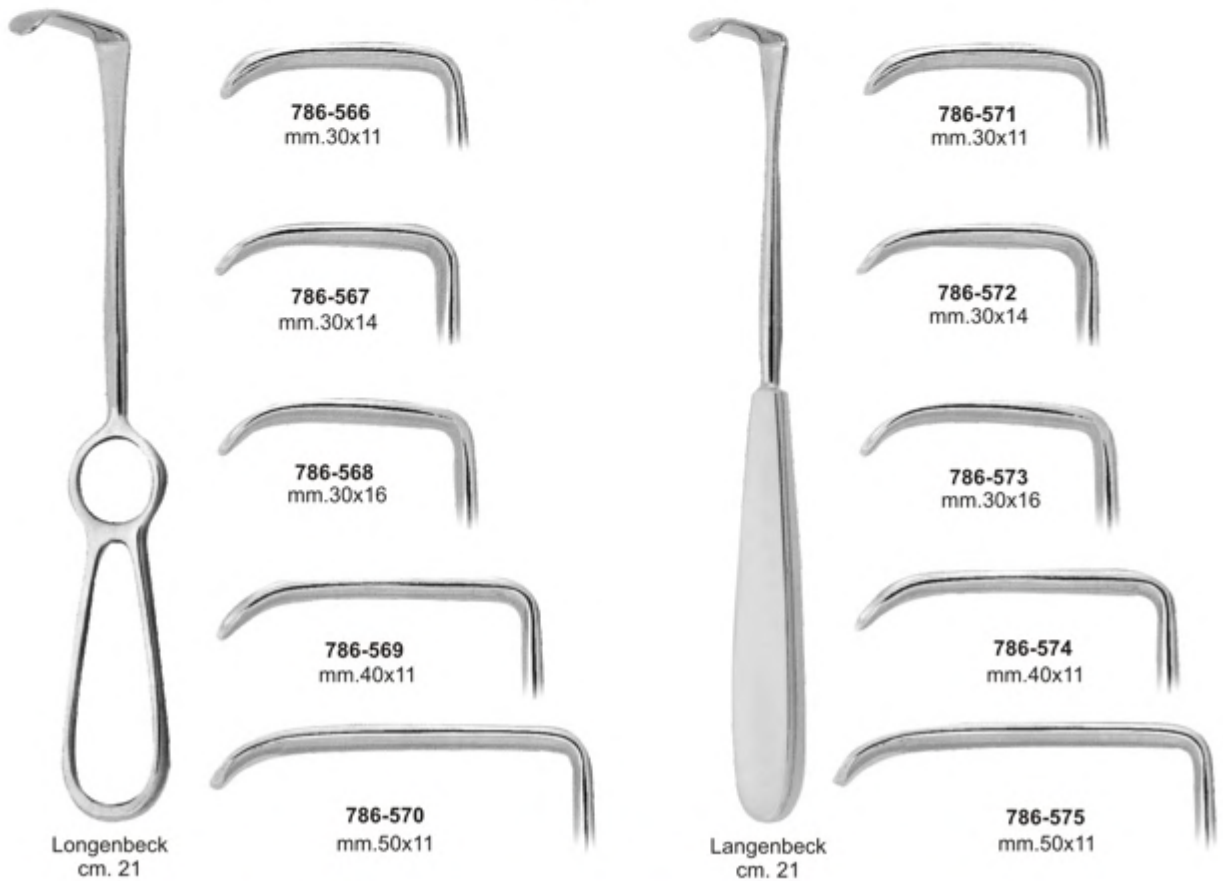
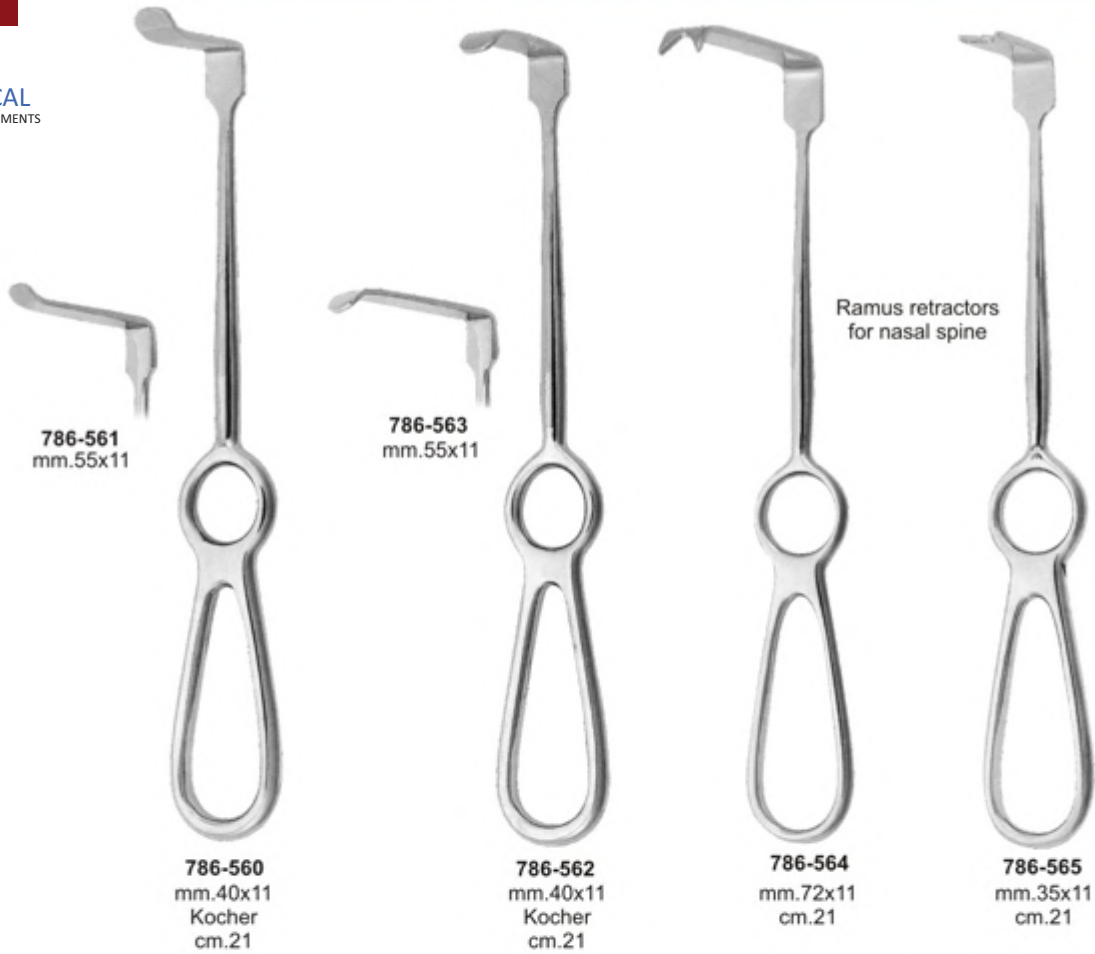
786-559

Right, blunt



KANIK MEDICAL
SURGICAL & DENTAL INSTRUMENTS

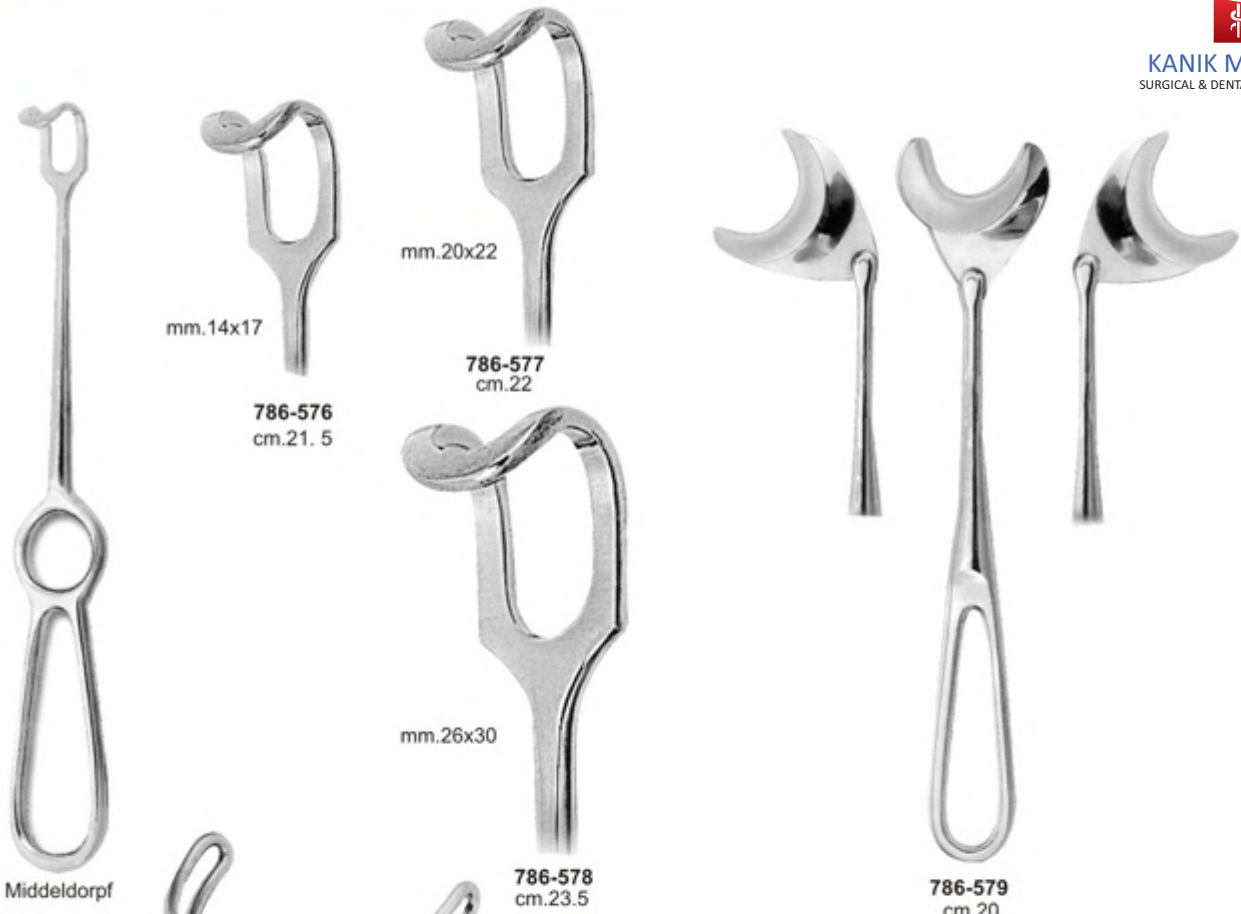
RETRACTORS



RETRACTORS



KANIK MEDICAL
SURGICAL & DENTAL INSTRUMENTS



Middelдорpf

mm.14x17

786-576
cm.21.5

mm.20x22

786-577
cm.22

mm.26x30

786-578
cm.23.5

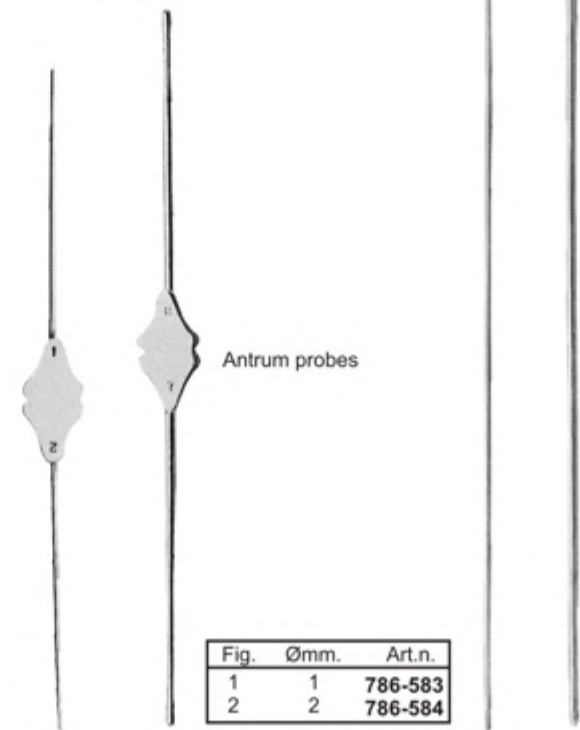
786-579
cm.20



786-580
cm.23.5

Labial retractors

ANTRUM PROBES



Antrum probes

Fig.	Ømm.	Art.n.
1/2	0.9-1.1	786-581
7/8	1.8/1.9	786-582

786-581
Bowman
cm. 12.5

786-582
Bowman
cm. 13.5

Fig.	Ømm.	Art.n.
1	1	786-583
2	2	786-584


786-583
cm. 14

786-584
cm. 14



KANIK MEDICAL
SURGICAL & DENTAL INSTRUMENTS

TISSUE PLIERS



786-585
Fig.1
Adson

786-586
Fig.1
Adson 1x2

786-587
Fig.1
Micro-Adson 1x2

786-588
Fig. 2
Micro-Adson 1x2

786-589
Molto fine
very fine

786-590
Micro-Adson
cm. 12

786-591
Micro-Adson
cm. 15

TISSUE PLIERS - SUTURE PLIERS



KANIK MEDICAL
SURGICAL & DENTAL INSTRUMENTS



786-592
Fig. 1
cm. 15
Suture Pliers



786-593
Adson Brown
non traumatic
cm. 12



786-594
Fig. 1
Semken-Taylor
cm. 12.5



786-595
Fig. 2
Semken-Taylor
cm. 12.5



786-596
Fig. 1
Semken-Taylor 1x2
cm. 12.5



786-597
Fig. 2
Semken-Taylor 1x2
cm. 12.5



KANIK MEDICAL
SURGICAL & DENTAL INSTRUMENTS

TISSUE PLIERS

VERY FINE TIPS



786-598
Fig. 1
cm. 12.5



786-599
Fig. 2
cm. 12



786-600
Fig. 3
cm. 11.5



786-601
Fig. 4
cm. 11.5



786-602
Fig. 5
cm. 11.5

TISSUE PLIERS



KANIK MEDICAL
SURGICAL & DENTAL INSTRUMENTS



786-603
Fig. 1
cm. 13



786-604
Fig. 2
cm. 14



786-605
Fig. 3
cm. 15



786-606
Fig. 4
cm. 18




786-607
Fig. 5
cm. 20.5



KANIK MEDICAL
SURGICAL & DENTAL INSTRUMENTS

SURGICAL SALIVA EJECTORS Stainless Steel Saliva Ejectors



786-608
cm. 18 - Ø 3mm



786-612
cm. 18 - Ø 4mm



786-613
cm. 18 - Ø 5mm



786-609
Fig. 12FR
Frazier
cm. 15 - Ø 4mm



786-610
Fig. 10FR
Frazier
cm. 15 - Ø 3.3mm



786-611
Fig. 8FR
Frazier
cm. 15 - Ø 2.7mm



786-614
Fig. 6FR
Frazier
cm. 15 - Ø 2mm

ASPIRATOR TIPS



Autoalavable adaptor for 786-615 - 786-616

786-615 **786-616**

Aspirator tips specially shaped for surgical use, autoclavable.



Compactors



786-617
Fig.1

MV 786-618
Fig.2



786-619
cm.17,5
Bone thickness gauge



Bone injector

786-621
cm. 16
Ø 4.5 mm

786-620
cm.16
Ø2,5 mm

Bone curette



786-623
Fig. 3



Bone well

786-622
Ø cm. 3.5
h.cm.3.5



KANIK MEDICAL
SURGICAL & DENTAL INSTRUMENTS

IMPLANT SURGERY



Surgical mallets

Lead filling

786-624
Partsch
cm. 19




786-625
Mead
cm. 19.5



786-633
N° 2 plastic inserts
autoclavable max 140°

Freer single cut scalpels

0.7 mm 1.3 mm 1.3 mm
2.0 mm 4.0 mm 6.3 mm



786-626
Fig. 1
Freer

786-627
Fig. 2
Freer

786-628
Fig. 3
Freer

3.8 mm

7.5 mm

Graduated scalpels



786-629
Fig. 1
mm 3.8
straight

786-630
Fig. 2
mm 3.8
curved

786-631
Fig. 3
mm 7.5
straight

786-632
Fig. 4
mm 7.5
curved



Membrane placement instrument



786-634
Buser



786-635
Fig. M7
Molt



786-636
Fig. M8
Molt



786-637
Fig. M9
Molt



786-638
Fig. 2
Hourigon



786-639
Fig. Pr3
Prichard



786-640
Fig. 9A
Allen



786-641
Fig. GF
Goldmon-Fox



786-642
Williger
cm. 16





KANIK MEDICAL
SURGICAL & DENTAL INSTRUMENTS

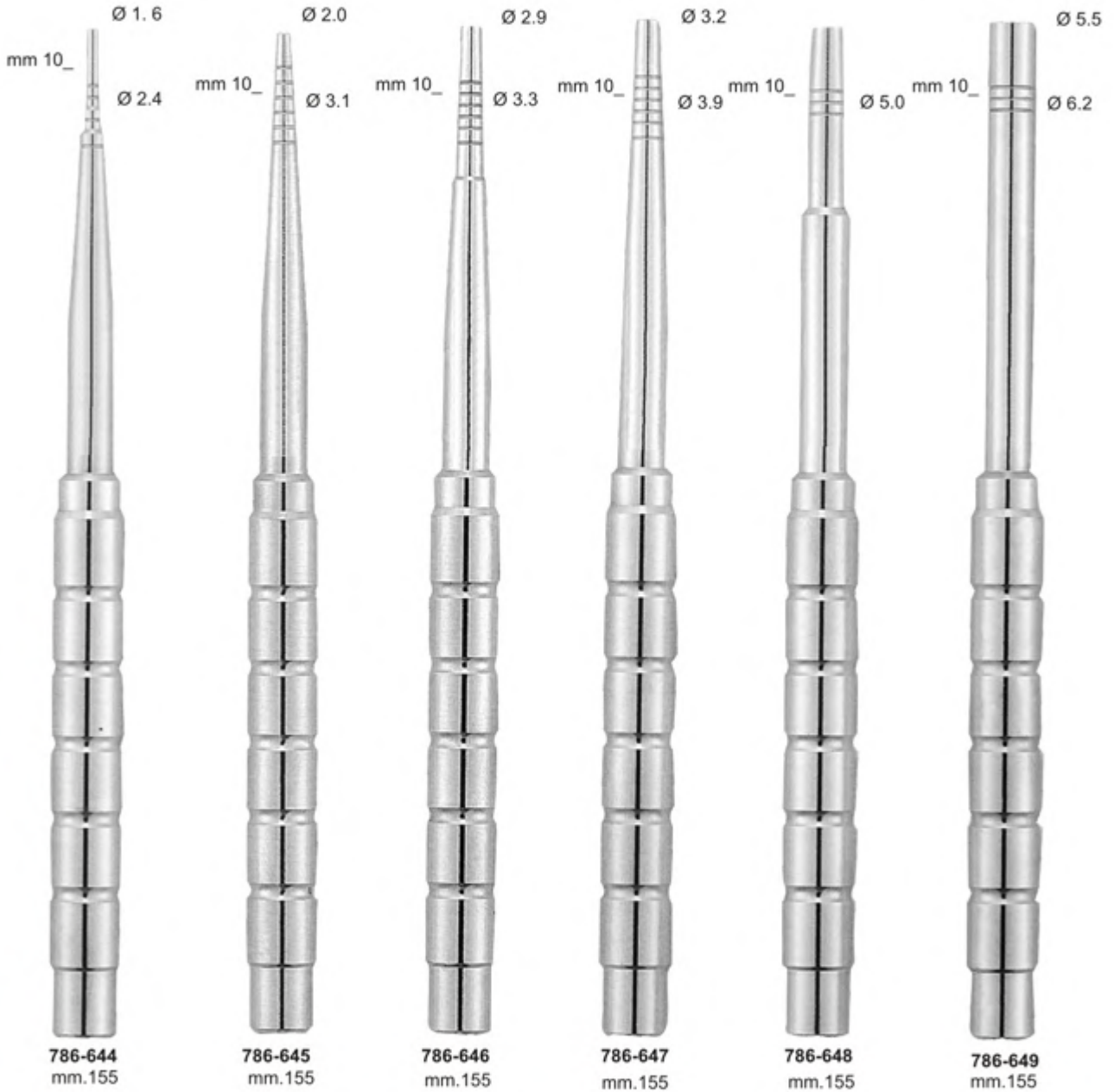
IMPLANT SURGERY

OSTEOTOMES

786-643
Set of 6



Concave end



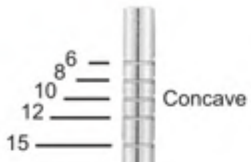
PERIOTOMES




786-650 Fig -1



786-651 Fig -2




Concave



Concave

Mini sinus lift kit
786-670



786-653
Ø mm.3.3



786-654
Ø mm.4



786-655
Ø mm.5



786-652
mm. 165
Ø mm.3

Mini sinus lift



786-657
Ø mm.3.3



786-658
Ø mm.4



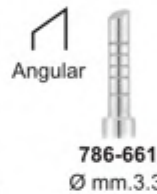
786-659
Ø mm.5



786-656
mm. 165
Ø mm.3



786-660
mm. 165
Ø mm.3



786-661
Ø mm.3.3



786-662
Ø mm.4

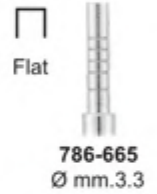


786-663
Ø mm.5

Annular osteotomes with setting point



786-664
mm. 120
Ø mm.3



786-665
Ø mm.3.3



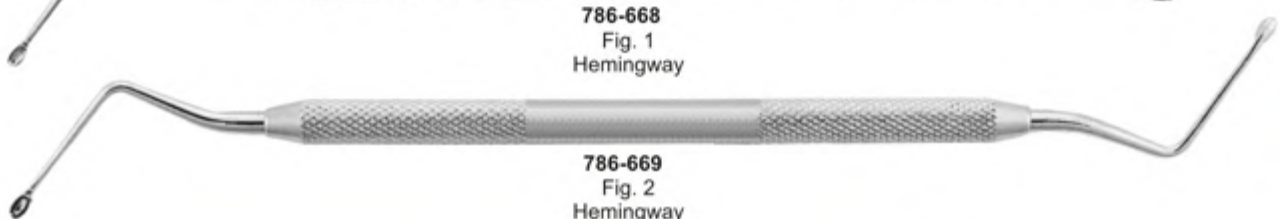
786-666
Ø mm.4



786-667
Ø mm.5



786-668
Fig. 1
Hemingway



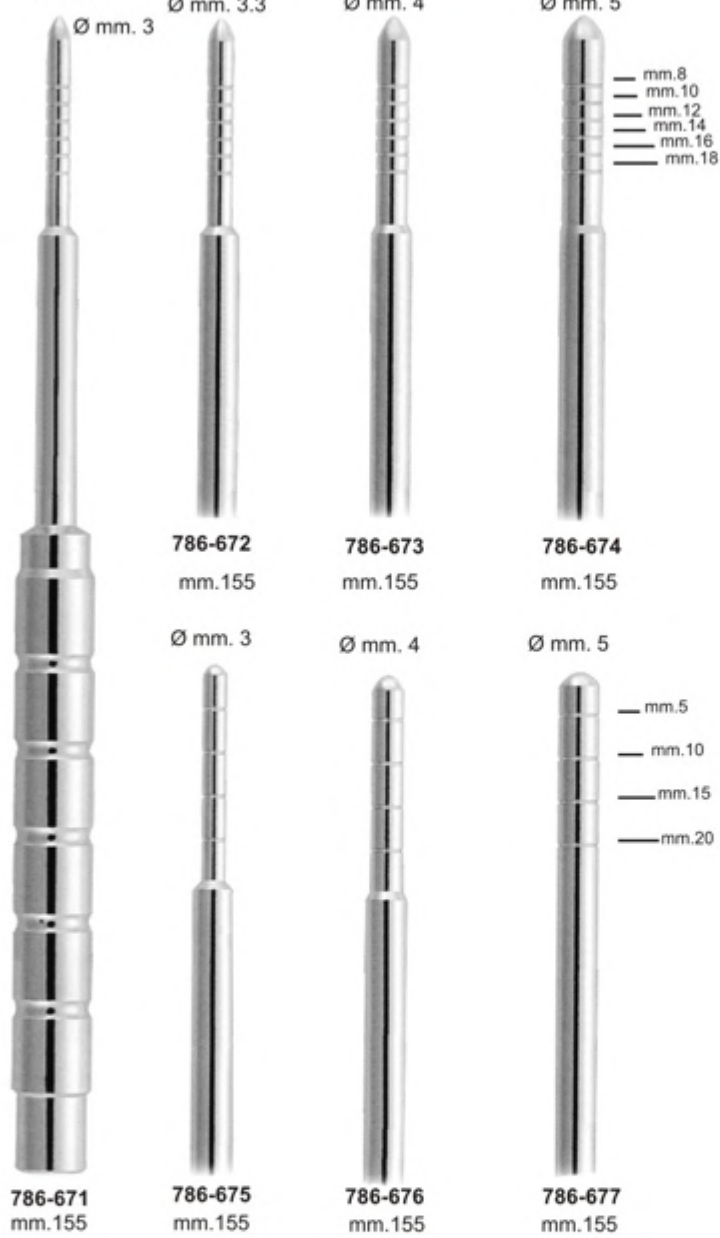
786-669
Fig. 2
Hemingway



KANIK MEDICAL
SURGICAL & DENTAL INSTRUMENTS

IMPLANT SURGERY

Implant site dilators

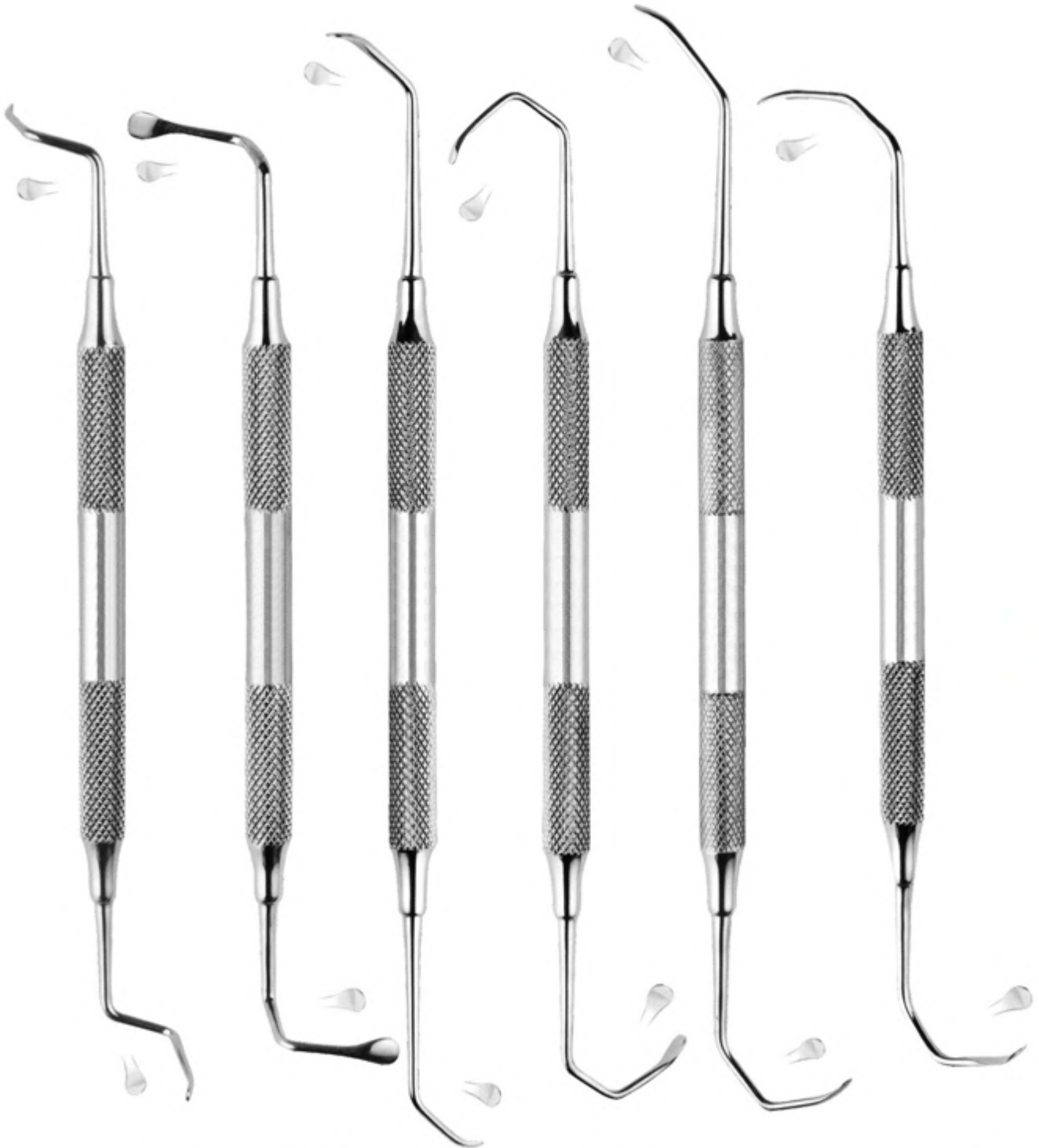


SINUS LIFT CURETTES



TREPINE BURS





786-684
Fig. 3

786-685
Fig. 4

786-686
Fig. 5

786-687
Fig. 6

786-688
Fig. 7


786-689
Fig. 8




IMPLANT SURGERY Periosteal Elevators



786-690
Fig. 1



786-691
Fig. 2



786-692
Fig. 3



786-693
Fig. 4



786-694
Fig. 5



786-695
Fig. 6



Surgical Saliva Ejector, bone filter

Blade



786-698
cm. 15
Straight

Bone scraper



786-700
Blade
Straight



786-699
cm. 15
Curved

Handle for Micro-Blades



786-702
cm. 13.5



786-703
Fig. 4



786-704
Fig. 7




KANIK MEDICAL
SURGICAL & DENTAL INSTRUMENTS

IMPLANT SURGERY Implant reiractors



786-705
cm.23.5
Labial retractor



786-706
Sternberg
cm. 14

Cheek retractor



786-707
cm. 14



786-708
cm. 20



786-709
Middeldorpf
cm. 21.5



786-710
Luer
cm.15



786-711
Blumenthal
cm. 15



786-712
Blumenthal 45°
cm. 14, 5

PERIODONTAL POCKET MARKERS



786-713
Fig. 1
Goldman-Fox

786-714
Fig. 2
Goldman-Fox

BONE/SOFT TISSUE NIPPER



786-715
Mini Friedman
cm. 12



786-716
Goldman-Fox
cm. 10



KANIK MEDICAL
SURGICAL & DENTAL INSTRUMENTS

COTTON AND DRESSING PLIERS



786-717
Fig. 2



786-718
Fig. 3
cm. 16



786-719
Fig. 17
cm. 16



786-720
Fig. 18
cm. 16



786-721
Fig. 19
cm. 16, 5

COTTON AND DRESSING PLIERS Periodontal Pocket Markers



KANIK MEDICAL
SURGICAL & DENTAL INSTRUMENTS

Self-Locking



786-722
Fig. 1
(Crane-Kaplan)
Goldman-Fox
cm. 15

786-723
Fig.
(Crane-Kaplan)
Goldman-Fox
cm. 15



786-724
Fig. 18L
Locking
cm. 16

786-725
Fig. 1
cm. 15

786-726
Fig. 2
cm. 15



KANIK MEDICAL
SURGICAL & DENTAL INSTRUMENTS

EXPLORERS ANATOMIC HANDLE



786-727
Fig. 23



786-728
Fig. 2



786-729
Fig. 3



786-730
Fig. 3A



786-731
Fig. 3R
Rhein



786-732
Fig. 5



786-733
Fig. 6



786-734
Fig. 8



786-735
Fig. 9



786-736
Fig. 10



786-737
Fig. 11



786-738
Fig. 12



786-739
Fig. 16



786-740
Fig. 17

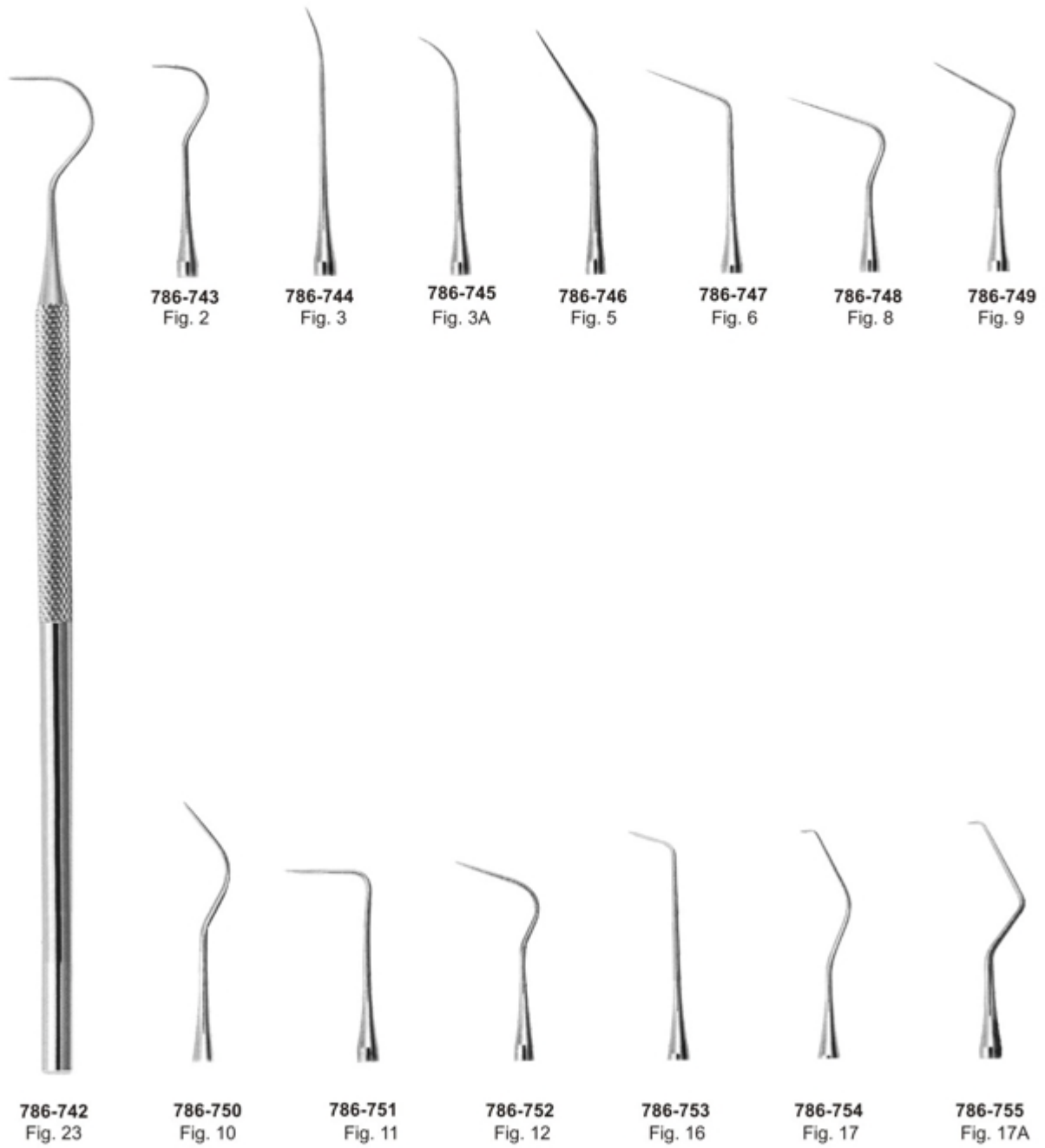


786-741
Fig. 17A

EXPLORERS



KANIK MEDICAL
SURGICAL & DENTAL INSTRUMENTS





KANIK MEDICAL
SURGICAL & DENTAL INSTRUMENTS

PERIODONTAL POCKET PROBES



786-756
Goldman-Fox




786-757
Fig. 1N



786-758
Fig. 2N



786-759
Fig. 2N



786-760
Goldman-Fox
Williams



786-761
Fig. 1N
Nabers



786-762
Fig. 2N
Nabers

DOUBLE-ENDED EXPLORERS



KANIK MEDICAL
SURGICAL & DENTAL INSTRUMENTS



786-763
Fig. UT 1 /2
Cattoni

786-764
Fig. 11/12AF



786-765
Fig. 23/17



786-766
Fig. 23/17A



786-767
Fig. 2



786-768
Fig. 2A



786-769
Fig. 3

ROOT CANAL EXPLORERS



786-770
Fig. 16/23



786-771
Fig. 16/3



786-772
Fig. 6/9



786-773
Fig. 6/1



786-774
Fig. 6/17



786-775
Fig. 6/23



KANIK MEDICAL
SURGICAL & DENTAL INSTRUMENTS

DOUBLE-ENDED EXPLORERS



786-776
Fig. UT 1 /2
Cattoni



786-777
Fig. 23/17



786-778
Fig. 23/17A



786-779
Fig. 2



786-780
Fig. 2A



786-781
Fig. 3

ROOT CANAL EXPLORERS



786-782
Fig. 16/23



786-783
Fig. 16/3



786-784
Fig. 6/1



786-785
Fig. 6/17



786-786
Fig. 6/23

DOUBLE-ENDED EXPLORERS



KANIK MEDICAL
SURGICAL & DENTAL INSTRUMENTS





KANIK MEDICAL
SURGICAL & DENTAL INSTRUMENTS

DOUBLE-ENDED EXPLORERS



786-793
Williams

786-794
Merrit A

786-795
Merrit B

786-796
Goldman
Fox
Punta Piatta

786-797

786-798
26 G

COMBINATION EXPLORES - PROBES



KANIK MEDICAL
SURGICAL & DENTAL INSTRUMENTS



786-799
Fig. 23
Goldnan-Fox
Punta Piatta
Flat tip



786-800
Fig. 23



786-801
Fig. 23
Williams



786-802
Fig. 17
Goldman-Fox
Punta Piatta
Flat tip



786-803
Fig. 17



786-804
Fig. 17
Williams



786-805
Fig. 3
Goldman-Fox
Punta Piatta
Flat tip



786-806
Fig. 16
Goldnan-Fox
Punta Piatta
Flat tip



786-807
Fig. 16
Williams



786-808
Fig. 23/CP11



786-809
Fig. 23/CP12



KANIK MEDICAL
SURGICAL & DENTAL INSTRUMENTS

COMBINATION EXPLORES - PROBES



786-810
Fig. 23
Goldman-Fox



786-811
Fig. 23



786-812
Fig. 23
Williams



786-813
Fig. 17
Goldman-Fox
Flat Tip



786-814
Fig. 17
Williams



786-815
Fig. 3
Goldman-Fox
Flat Tip



786-816
Fig. 16
Goldman-Fox
Flat Tip



786-817
Fig. 16
Williams



786-818
Fig. 23/CP11



786-819
Fig. 23/CP12



786-820
Fig. 1
Spreader

786-821
Fig. 2
Spreader

786-822
Fig. 3
Spreader

786-823
Fig. 4
Spreader

786-824
Fig. 5
Spreader

786-825
Fig. 6
Spreader

786-826
Fig. 7
Spreader



KANIK MEDICAL
SURGICAL & DENTAL INSTRUMENTS

ENDODONTIC INSTRUMENTS

Root-canal Pluggers

Ø 0,5 Ø 0,7 Ø 0,9 Ø 1,1




786-827 **786-828** **786-829** **786-830**
Fig. 1 Fig. 2 Fig. 3 Fig. 4
Luks Luks Luks Luks



786-831 **786-832** **786-833** **786-834**
Fig. 1 Fig. 2 Fig. 3 Fig. 4
Vertical condenser Vertical condenser Vertical condenser Vertical condenser



Root-canal explorers



786-835
Fig. 6/1

786-836
Fig. 6/17

786-837
Fig. 6/23

786-838
Fig. 31L

786-839
Fig. 32L

786-840
Fig. 33L



KANIK MEDICAL
SURGICAL & DENTAL INSTRUMENTS

ENDODONTIC INSTRUMENTS

ROOT-CANAL EXPLORERS



786-841
Fig. 6/1

786-842
Fig. 6/17

786-843
Fig. 6/23

ROOT-CANAL EXCAVATORS



786-844
Fig. 31L

786-845
Fig. 32L

786-846
Fig. 33L

ULTRALIGHT MIRROR AND RETRACTOR



KANIK MEDICAL
SURGICAL & DENTAL INSTRUMENTS

ULTRALIGHT MIRROR



786-847
cm. 16



Technical data:
2 batterie tipo AAA da 1,5 V
Consigliate quelle alcaline
n° 2 x 1,5 V alcaline
battres AAA type

Ricambi
786-848 O-Ring
786-849 Lamp
786-850 Spring
786-851 Head with manaderl

2 Alcaline Batteries.
Take out the batteries prior to sterilization.
Sterilizable O-ring on lamp to avoid penetration of saliva or liquid into the handle, thus preserving battery life.
Easy light on/off through bottom cap.
No maintenance required for electrical or mechanical parts.
Full disassembly for proper cleaning.
Easy change of battres and lamps.
Ergonomic handle.

ULTRALIGHT RETRACTOR



786-852
cm.15



Technical data:
2 batterie tipo AAA da 1,5 V consigliate quelle alcaline
n° 2x1.5 V alkaline batteries AAA Type

786-853 Ultralight Mirror
786-854 Ultralight Retractor
786-855 Locking Tray - Mini





KANIK MEDICAL
SURGICAL & DENTAL INSTRUMENTS

RUBBER DAM CLAMPS

PREMOLARS

ANTERIOR



Winged



786-856
Fig. 9

Labial clamp

Winged



786-857
Fig. 9T

Edged labial Clamp



Winged



786-858
Fig. 212

Cervical clamp



Winged



786-859
Fig. 210

Labial Clamp



Winged



786-860
Fig. 00

Winged



786-861
Fig. 0

Wingless



786-862
Fig. W0

For small teeth, elongated or with narrow collars



Winged



786-863
Fig. 1

Winged



786-864
Fig. 1T

Wingless



786-865
Fig. W1

For general use with adjustable jaws according to gingival line shapes



Winged



786-866
Fig. 2A

Edged, winged



786-867
Fig. 2AT

Wingless



786-868
Fig. W2A

For premolars, with elongated collar



Winged



786-869
Fig. 2

Edged, winged



786-870
Fig. 2T

Wingless



786-871
Fig. W2

For lower premolars with elongated collar



Wingless



786-872
Fig. 29

Wingless



786-873
Fig. 60

Primarily for lower premolars

RUBBER DAM CLAMPS



KANIK MEDICAL
SURGICAL & DENTAL INSTRUMENTS

MOLARS

Winged

Winged

Winged

Wingless



786-874
Fig. 3

786-875
Fig. W3

786-876
Fig. 4

786-877
Fig. W4

For small lower molars

For small molars with round collars

Winged

Winged

Winged

Wingless



786-878
Fig. 7

786-879
Fig. W7

786-880
Fig. 8

786-881
Fig. W8

For square lower molars

For round upper molars

Winged

Wingless

Edged, winged



786-882
Fig. 8A

786-883
Fig. W8A

786-884
Fig. 12A

786-885
Fig. 12A

For molar roots

For partially broken molars

Winged

Edged, Winged

Wingless

Winged

Wingless



786-886
Fig. 14

786-887
Fig. 14T

786-888
Fig. W14

786-889
Fig. 14A

786-890
Fig. W14A

For round molars, partially broken, undersized or inclined

Wingless

Winged



786-891
Fig. 26

786-892
Fig. 51

786-893
Fig. 202

786-894
Fig. 205

For upper molars

For big upper molars



KANIK MEDICAL
SURGICAL & DENTAL INSTRUMENTS

RUBBER DAM INSTRUMENTS



Band Pusher

786-895
Mershon
cm. 14



786-896
Ainseorth
cm. 17

Puncg Forceps



786-897
Ivory
cm. 17

Clamp-Forceps



786-898
Iory Lightweight
cm. 17



786-899
Brewer
cm. 17,5



786-900
Stoke
cm. 17,5

AMALGAM CARRIERS



KANIK MEDICAL
SURGICAL & DENTAL INSTRUMENTS



Ø 1,50 mm

Ø 2,50 mm

Ø 3,00 mm

Ø 1,50 mm

Ø 2,00 mm

Ø 2,50 mm

Ø 3,00 mm

786-904
Small
cm. 15,5

786-905
Medium
cm. 15,5

786-906
Large
cm. 15,5

786-907
Jumbo
cm. 15,5

Ø 2,00 mm
786-901
Medium/Small
cm. 20

Ø 2,00 mm
786-902
Medium/Large
cm. 20

Ø 2,00 mm
786-903
Medium/Jumbo
cm. 20

Ø 2,00 mm

786-911

Amalgam wells

786-912
Ø cm. 3,5
h cm. 3,5

786-913
Ø cm. 2
h cm. 4


786-914
Ø cm. 2
h cm. 2,5

786-908
Straight
Ø 2,00 mm
cm. 15

786-909
45°
Ø 2,00 mm
cm. 15

786-910
90°
Ø 2,00 mm
cm. 15

CEMENT SPATULAS



786-915
Fig.1

786-916
Fig.2

786-917
Fig.00

786-918
Fig.0

786-919
Fig.1

786-920
Fig.2

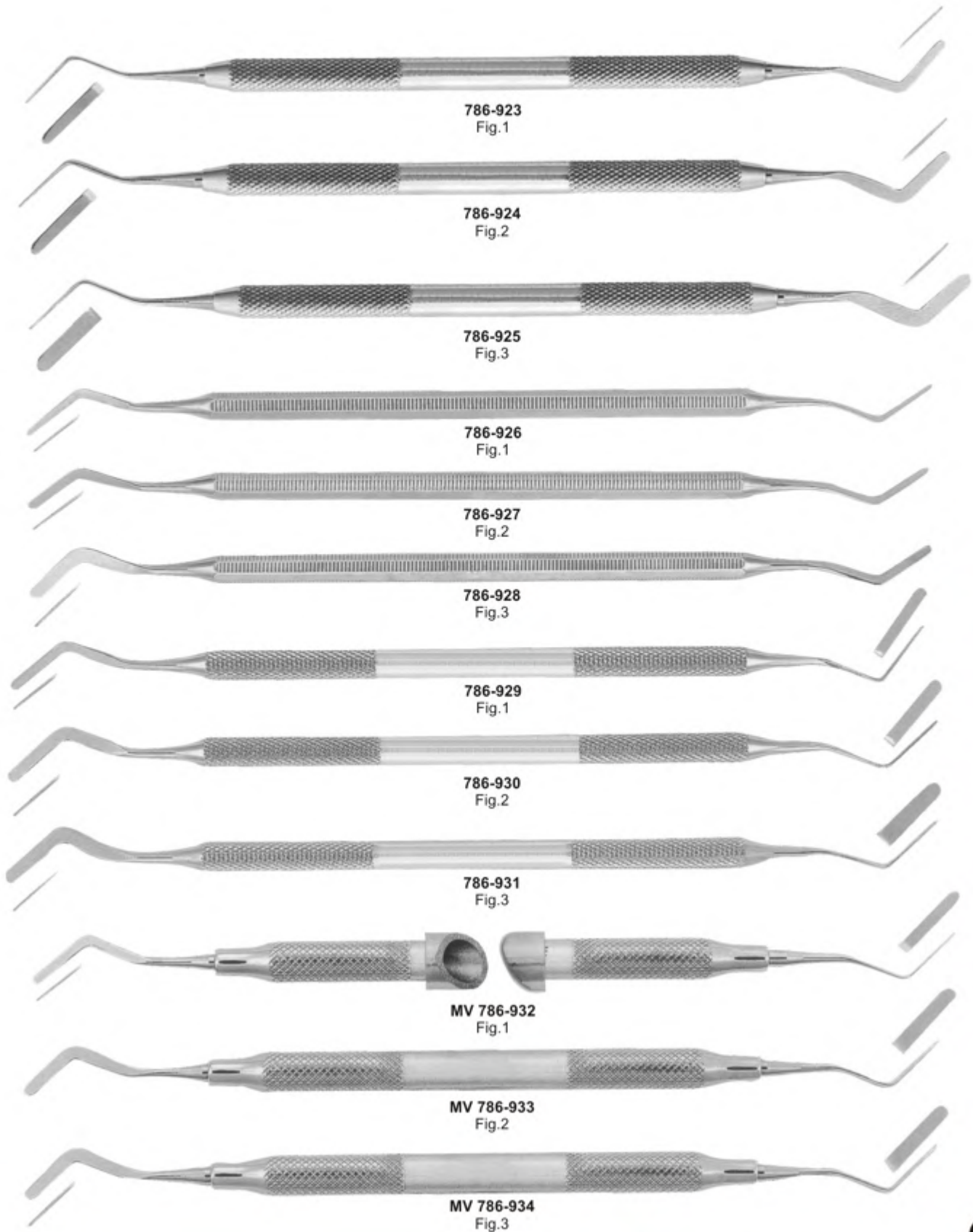
786-921
Fig.3

786-922
Fig.4

HEIDEMANN SEPARATING SPATULAS



KANIK MEDICAL
SURGICAL & DENTAL INSTRUMENTS





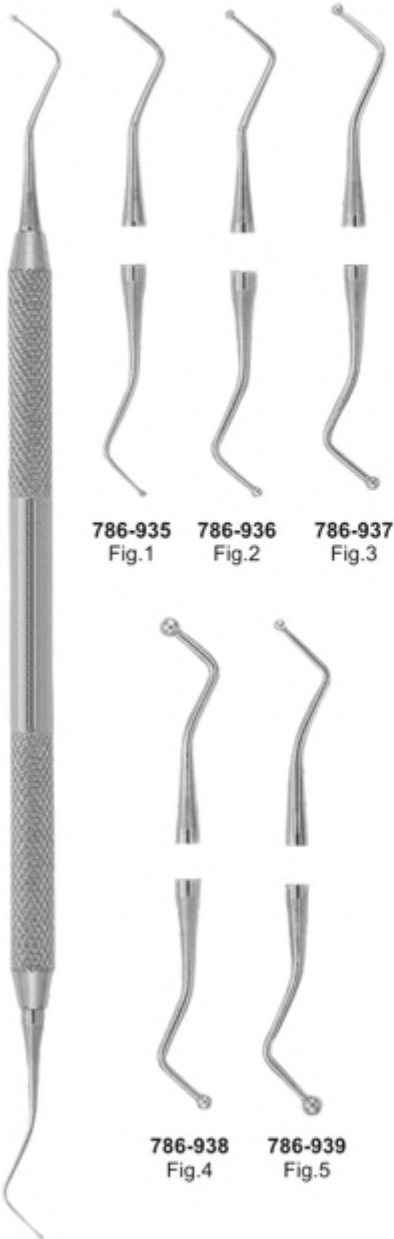
KANIK MEDICAL
SURGICAL & DENTAL INSTRUMENTS

FILLING INSTRUMENTS

Amalgam instruments

Serrated

Amalgam Instruments



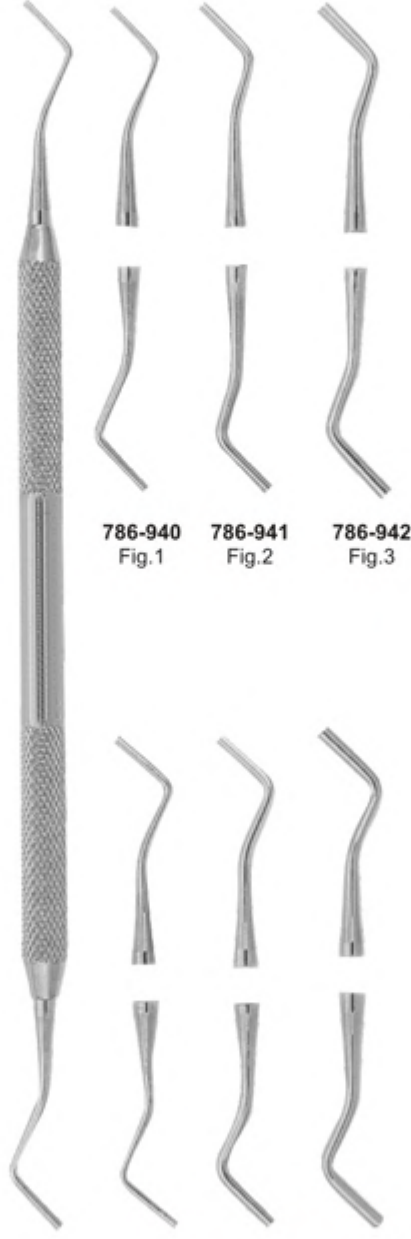
786-935
Fig.1

786-936
Fig.2

786-937
Fig.3

786-938
Fig.4

786-939
Fig.5



786-940
Fig.1

786-941
Fig.2

786-942
Fig.3

786-943
Fig.1L

786-944
Fig.2L

786-945
Fig.3L



MV786-946
Fig.1

MV786-947
Fig.2

MV786-948
Fig.3

MV786-949
Fig.4

MV786-950
Fig.5



Serrated

Amalgam Instruments
Serrated



MV786-951
Fig.1



MV786-952
Fig.2



MV786-953
Fig.3



786-957
Fig.1



786-958
Fig.2



786-959
Fig.3



786-960
Fig.4



Smooth



MV786-954
Fig.1L



MV786-955
Fig.2L



MV786-956
Fig.3L



786-961
Fig.1L



786-962
Fig.2L



786-963
Fig.3L



786-964
Fig.4L





KANIK MEDICAL
SURGICAL & DENTAL INSTRUMENTS

FILLING INSTRUMENTS

AMALGAM INSTRUMENTS

Serrated



786-965
Fig.1

786-966
Fig.2

MV786-968
Fig.1

MV786-969
Fig.2

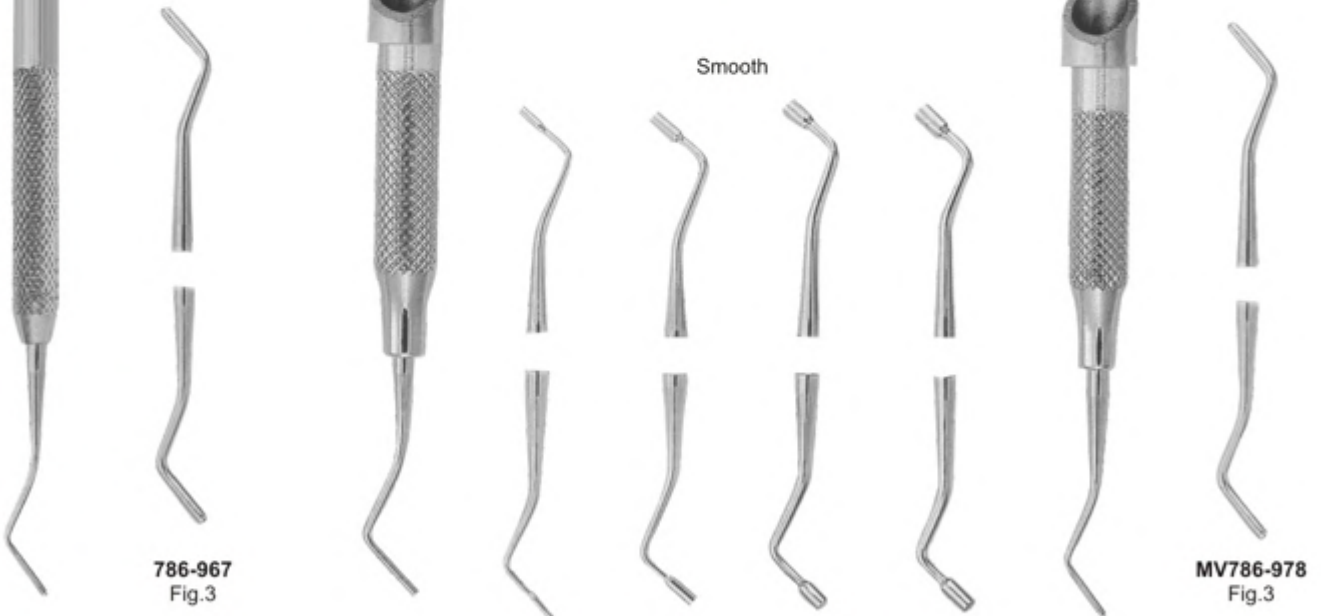
MV786-970
Fig.3

MV786-971
Fig.4

MV786-976
Fig.1

MV786-977
Fig.2

Smooth



786-967
Fig.3

MV786-972
Fig.1L

MV786-973
Fig.2L

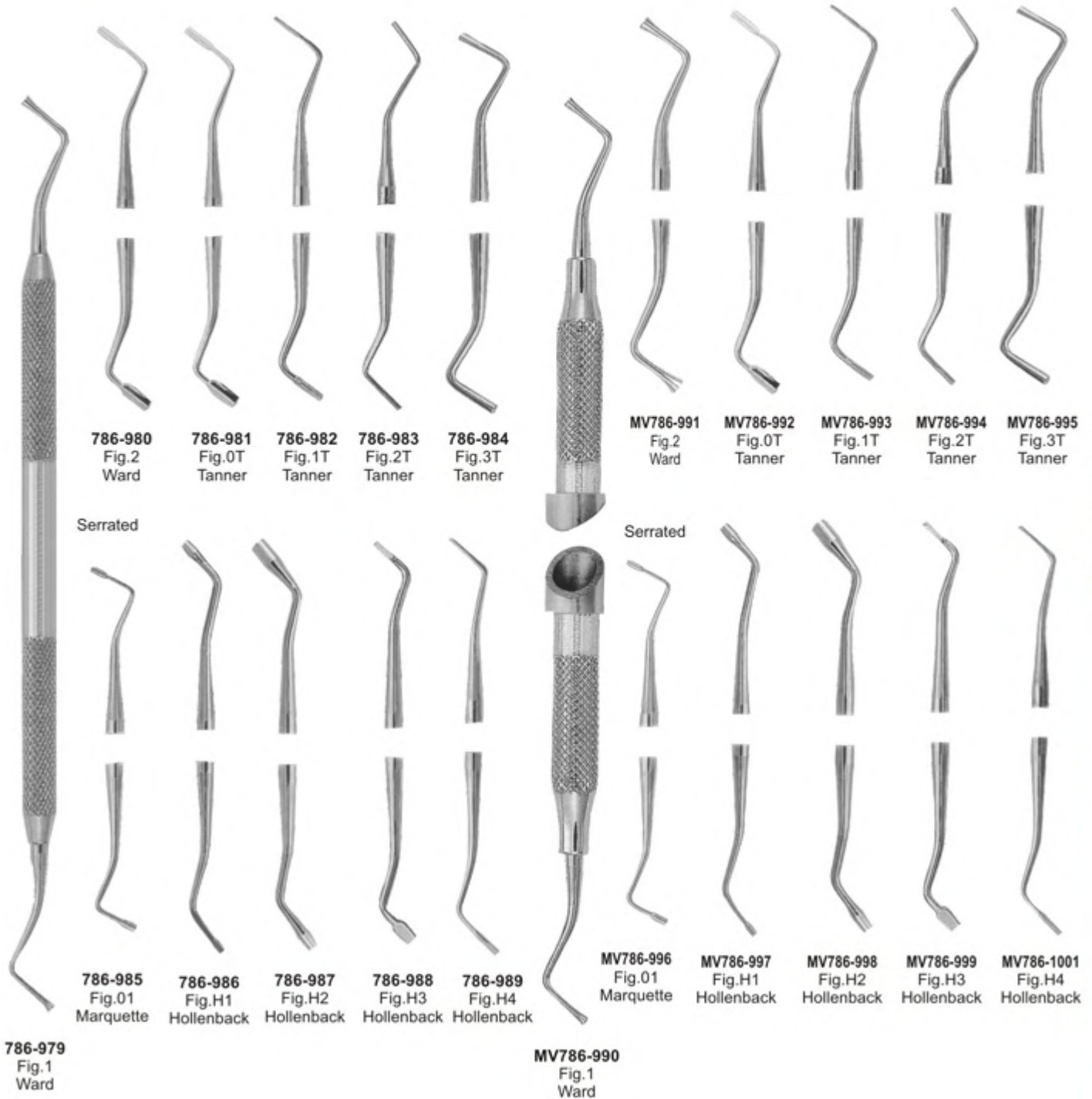
MV786-974
Fig.3L

MV786-975
Fig.4L

MV786-978
Fig.3



Amalgam Instruments

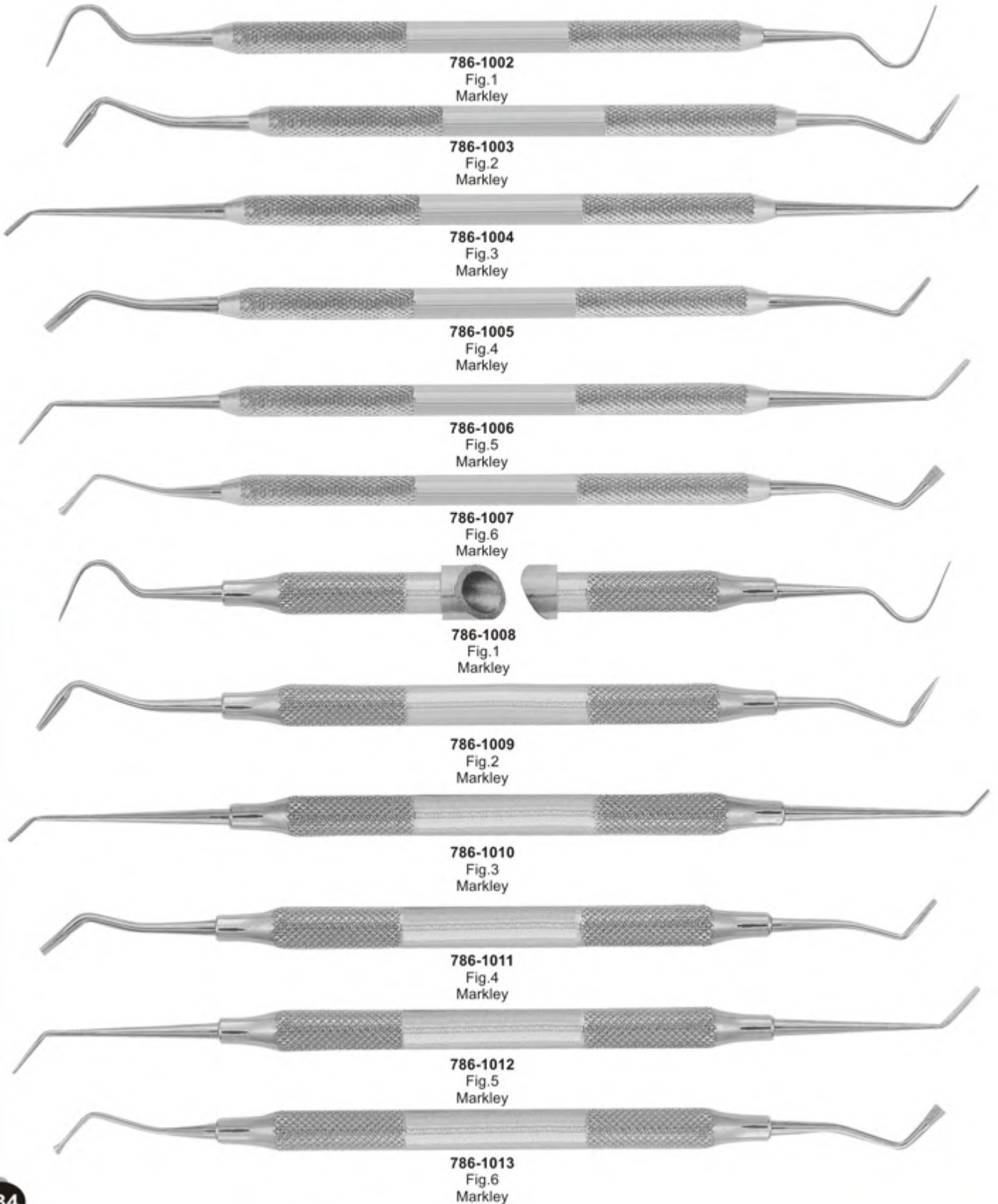




KANIK MEDICAL
SURGICAL & DENTAL INSTRUMENTS


FILLING INSTRUMENTS

MARKLEY AMALGAM INSTRUMENTS





Foc Amalgam Instruments





KANIK MEDICAL
SURGICAL & DENTAL INSTRUMENTS

FILLING INSTRUMENTS

Burnishers



786-1026
Fig. 1
Westcott



786-1027
Fig. 2
Westcott



786-1028
Fig. 2
Ladmore



786-1029
Fig. 3
Ladmore



786-1030
Fig. 18
Ball



786-1031
Fig. 26-27S
Ball



786-1032
Fig. 27-29
Ball



786-1033
Fig. A



786-1034
Fig. W3



786-1035
Fig. NYU/B2



786-1036
Fig. 2/31



MV786-1037
Fig. 1
Westcott



MV786-1038
Fig. 2
Westcott



MV786-1039
Fig. 2
Ladmore



MV786-1040
Fig. 2
Ladmore



MV786-1041
Fig. 18
Ball



MV786-1042
Fig. 26-27S
Ball



MV786-1043
Fig. 27-29
Ball



MV786-1044
Fig. NYU/B2

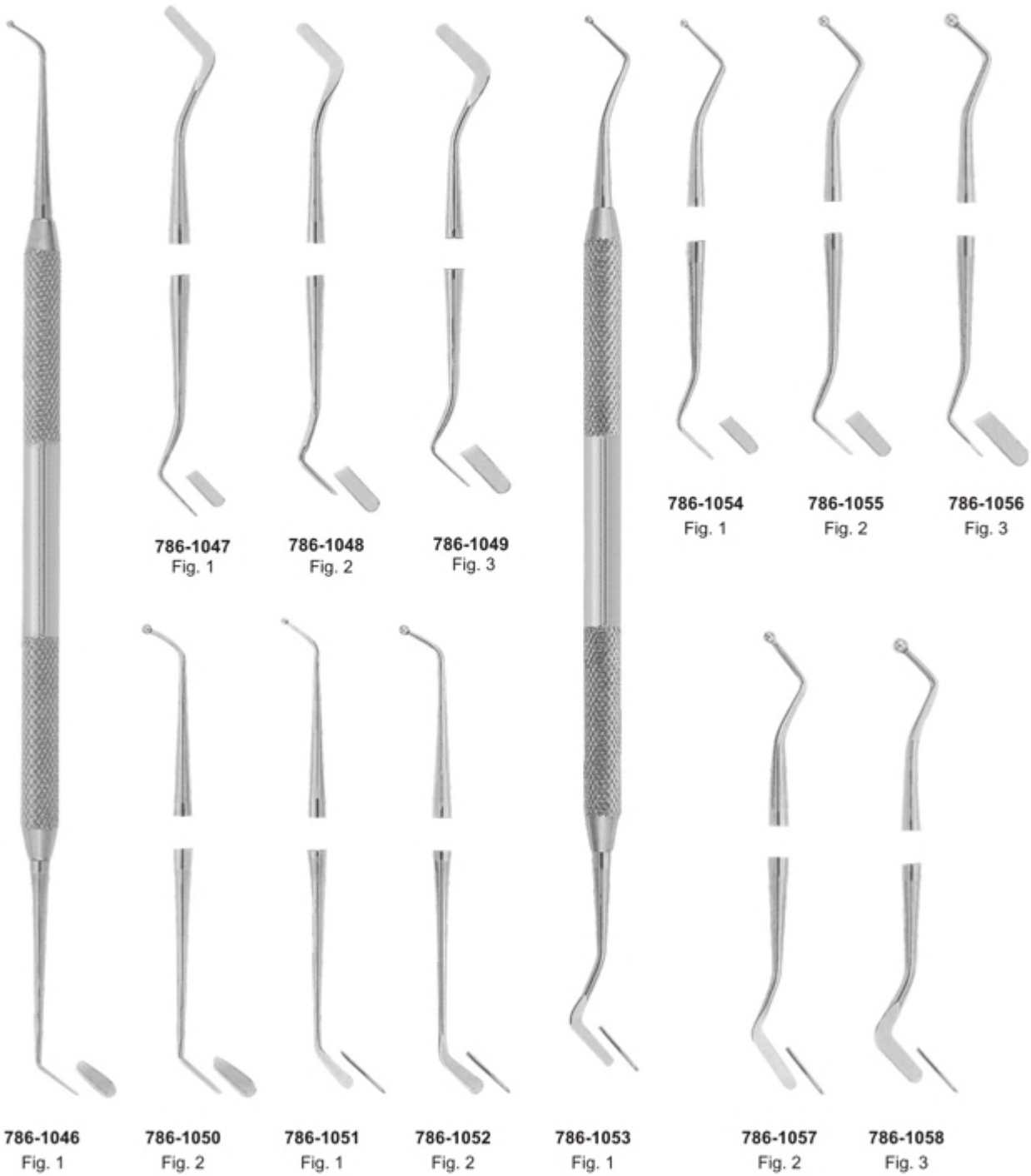


MV786-1045
Fig. 2/31

PLASTIC FILLING INSTRUMENTS



KANIK MEDICAL
SURGICAL & DENTAL INSTRUMENTS





KANIK MEDICAL
SURGICAL & DENTAL INSTRUMENTS

PLASTIC FILLING INSTRUMENTS



MV786-1060
Fig. 1



MV786-1061
Fig. 2



MV786-1062
Fig. 3



MV786-1067
Fig. 1



MV786-1068
Fig. 2



MV786-1069
Fig. 3



MV786-1059
Fig. 1



MV786-1063
Fig. 2



MV786-1064
Fig. 1



MV786-1065
Fig. 2



MV786-1066
Fig. 1



MV786-1070
Fig. 2



MV786-1071
Fig. 3

PLASTIC FILLING INSTRUMENTS



KANIK MEDICAL
SURGICAL & DENTAL INSTRUMENTS



786-1072
Fig. 1
Woodson



786-1073
Fig. 11



786-1074
Fig. 6



786-1075
Fig. 179



786-1076
Fig. 2
Woodson



786-1077
Fig. 3
Woodson



MV786-1078
Fig. 1
Woodson



MV786-1079
Fig. 11



MV786-1080
Fig. 6



MV786-1081
Fig. 179



MV786-1082
Fig. 2
Woodson



MV786-1083
Fig. 3
Woodson



KANIK MEDICAL
SURGICAL & DENTAL INSTRUMENTS

AMALGAM CARVERS



786-1084
Fig. 1 /2
Hollenback



786-1085
Fig. 1
Ward




786-1086
Fig. 1S
Ward



786-1087
Fig. 2
Ward



786-1088
Fig. 2
Hollenback



786-1089
Fig. 3S
Hollenback



MV786-1090
Fig. 1 /2
Hollenback



MV786-1091
Fig. 1
Ward



MV786-1092
Fig. 1S
Ward



MV786-1093
Fig. 2
Ward



MV786-1094
Fig. 3
Hollenback




MV786-1095
Fig. 3S
Hollenback

AMALGAM CARVERS



KANIK MEDICAL
SURGICAL & DENTAL INSTRUMENTS



786-1096
Fig. 1
Frahm

786-1097
Fig. 2
USC

786-1098
Fig. 1
Interproximal

786-1099
Fig. 2
Interproximal
Off-Angle

786-1100
Fig. SHO-A

786-1101
Fig. 3-HHO

786-1102
Fig. 104

786-1103
Fig. 8
Wiland

786-1104
Fig. 1
Frahm

786-1105
Fig. 8
Wiland

Instruments for retractor wire

786-1106

786-1107



KANIK MEDICAL
SURGICAL & DENTAL INSTRUMENTS

OPERATIVE INSTRUMENTS

786-1108
mm. 2
Luniatschek



Gze packers



786-1109
mm. 3
Luniatschek

Instruments for subgingival
application of tinctures and medicaments



786-1110
Orban Loop

786-1111

Placement Instruments



786-1112

786-1113


MV786-1114

MV786-1115

AMALGAM CARVERS



KANIK MEDICAL
SURGICAL & DENTAL INSTRUMENTS



786-1116
Fig. 1

786-1117
Fig. 2

786-1118
Fig. 3

786-1119
Fig. 4

MV786-1120
Fig. 1

MV786-1121
Fig. 2

MV786-1122
Fig. 3

MV786-1123
Fig. 4


Discoids

Discoids



KANIK MEDICAL
SURGICAL & DENTAL INSTRUMENTS

CAVITY PREPARATION INSTRUMENTS



786-1124
Fig. 1
Black/26

Distal



786-1125
Fig. 1
Black/53-54



786-1126
Fig. 2
Black/51-52



786-1127
Fig. 1/2
Wedelstaet



786-1128
Fig. 3/4
Wedelstaet



786-1129
Fig. 5/6
Wedelstaet

Gingival margin trimmers



786-1130
Fig. 2
Black/27

Mesial



786-1131
Fig. 2
Black/28

Distal



786-1132
Fig. 4
Black/29

Mesial



786-1133
Fig. 1
Black/77-78

Distal



786-1134
Fig. 2
Black/79-80

Mesial

CAVITY PREPARATION INSTRUMENTS



KANIK MEDICAL
SURGICAL & DENTAL INSTRUMENTS



MV786-1136
Fig. 1
Black/53-54



MV786-1137
Fig. 2
Black/51-52



MV786-1138
Fig. 1/2
Wedelstaet



MV786-1139
Fig. 3/4
Wedelstaet



MV786-1140
Fig. 5/6
Wedelstaet



Gingival margin trimmers

MV786-1135
Fig. 1
Black/26

Distal

MV786-1141
Fig. 2
Black/27

Mesial

MV786-1142
Fig. 3
Black/28

Distal

MV786-1143
Fig. 4
Black/29

Mesial

MV786-1144
Fig. 1
Black/77-78

Distal

MV786-1145
Fig. 2
Black/79-80

Mesial



KANIK MEDICAL
SURGICAL & DENTAL INSTRUMENTS

EXCAVATORS



786-1146
Fig. 0



786-1147
Fig. 1




786-1148
Fig. 2




786-1149
Fig. 3



786-1150
Fig. 4



786-1151
Fig. 1



786-1152
Fig. 2

EXCAVATORS



KANIK MEDICAL
SURGICAL & DENTAL INSTRUMENTS



MV786-1153
Fig. 0



MV786-1154
Fig. 1



MV786-1155
Fig. 2




MV786-1156
Fig. 3



MV786-1157
Fig. 4



MV786-1158
Fig. 1



MV786-1159
Fig. 2



KANIK MEDICAL
SURGICAL & DENTAL INSTRUMENTS

EXCAVATORS



786-1160
Fig. 6



786-1168
Fig. 38-39



786-1161
Fig. 14



786-1162
Fig. 17



786-1163
Fig. 17W
Oval spoon



786-1164
Fig. 18



786-1165
Fig. 18W
Oval spoon



786-1166
Fig. 19



786-1167
Fig. 19W
Oval spoon



786-1169
Fig. 31L



786-1170
Fig. 32L



786-1171
Fig. 33L

EXCAVATORS




KANIK MEDICAL
SURGICAL & DENTAL INSTRUMENTS




MV786-1172
Fig. 6



MV786-1180
Fig. 38/39



MV786-1173 Fig. 14 **MV786-1174** Fig. 17 **MV786-1175** Fig. 17W
Oval Spoon **MV786-1176** Fig. 18 **MV786-1177** Fig. 18W
Oval Spoon **MV786-1178** Fig. 19 **MV786-1179** Fig. 19W
Oval Spoon



MV786-1181
Fig. 31L

MV786-1182
Fig. 32L

MV786-1183
Fig. 33L



KANIK MEDICAL
SURGICAL & DENTAL INSTRUMENTS

EXCAVATORS

SS. White type

1 mm



MV786-1184
Fig. 5

1,2 mm



MV786-1185
Fig. 14

1 mm



MV786-1186
Fig. 17

1,2 mm



MV786-1187
Fig. 18

1,6 mm



MV786-1188
Fig. 19

2 mm



MV786-1189
Fig. 20

EXCAVATORS



KANIK MEDICAL
SURGICAL & DENTAL INSTRUMENTS

1 mm



786-1190
Fig. 243
ASH

1,4 mm



786-1196
Fig. G2
ASH

0,8 mm



786-1191
Fig. 1
Darby-Perry

0,8 mm



786-1192
Fig. 2
Darby-Perry

1 mm



786-1193
Fig. 11
Darby-Perry

1 mm



786-1194
Fig. 12
Darby-Perry

1,2 mm



786-1195
Fig. 21
Darby-Perry

1,2mm



786-1197
Fig. G2
Darby-Perry

1,6mm



786-1198
Fig. 31
Darby-Perry

1,6mm



786-1199
Fig. 32
Darby-Perry

2 mm



786-1200
Fig. 41
Darby-Perry

2 mm



786-1201
Fig. 42
Darby-Perry



KANIK MEDICAL
SURGICAL & DENTAL INSTRUMENTS

EXCAVATORS

SS. White type

1 mm



ML786-1202
Fig. 5

1,2 mm



ML786-1203
Fig. 14

1 mm



ML786-1204
Fig. 17

1,2 mm



ML786-1205
Fig. 18

1,6 mm



ML786-1206
Fig. 19

2 mm



ML786-1207
Fig. 20

CROWN INSTRUMENTS



KANIK MEDICAL
SURGICAL & DENTAL INSTRUMENTS

Crown removers

Complete with 3 attachments



786-1209 786-1210 786-1211

Attachments



786-1208-D



786-1212

Crown Spreader, Crown Remover.
Special instruments for crown spreading after separating, simple and safe operation.

Complete with 2 attachments



786-1214 786-1215

Attachments

786-1213-S

786-1216-D




CROWN INSTRUMENTS

Crown spreaders



786-1217
Fig. 0



786-1218
Fig. 1



786-1219
Fig. 2



786-1220
Fig. 3
Universal



Articulating paper forceps



786-1221
Miller
cm. 15



786-1222
cm. 15



a 3,3mm c 2,3mm
b 4 mm d 3,0mm



a 4,4mm c 3,4mm
b 5 mm d 3,8mm

Telescope crown pliers

786-1223
cm. 11,5

786-1224
cm. 14,5



Straight

786-1225
Fig. 1
Kelly
cm. 14



Straight

786-1226
Fig. 1
Halstead-Mosquito
cm. 12



Straight

786-1227
Fig. 1
Micro-Mosquito
cm. 10



KANIK MEDICAL
SURGICAL & DENTAL INSTRUMENTS

FOI, WIRE AND PLATE SCISSORS - CROWN SCISSORS

Scissors for gold foils

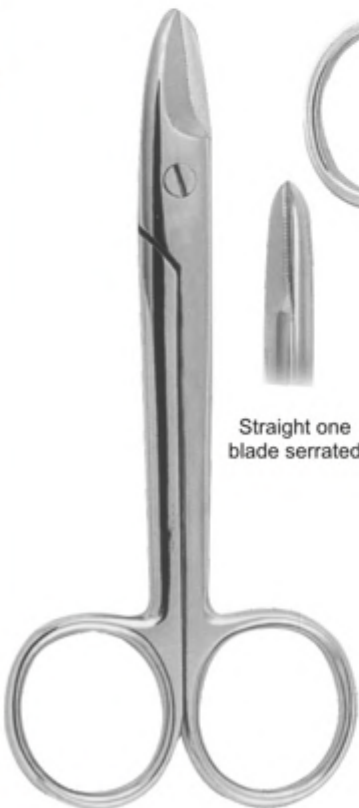


Straight

786-1228
Fig. 1
cm. 12




786-1229
cm. 12
Universal




Straight one
blade serrated

786-1230
Fig. 1
cm. 10,0



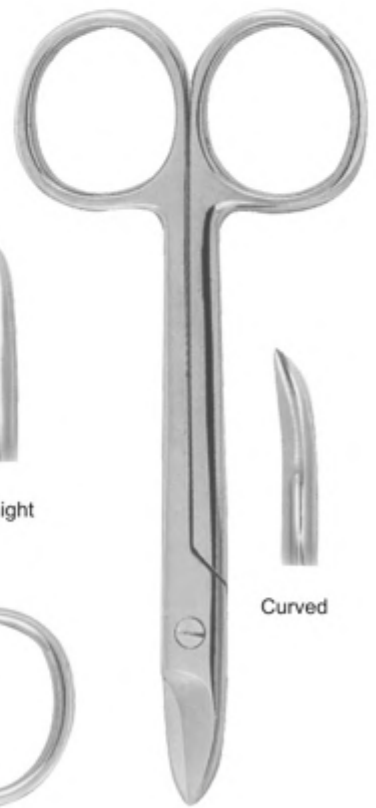
Curved, one
blade serrated

786-1231
Fig.2
cm 10,5



Straight

786-1232
Fig.1
cm.10,5



Curved

786-1233
Fig.2
cm.10,5

MATRIX RETAINERS



786-1234
Fig. 5
Ivory 8
mm 5



786-1235
Fig. 6
Ivory 8
mm 6



786-1236
Fig. 7
Ivory 8
mm 7



786-1237
Ivory 8 N



786-1238
Didner 8 P



786-1239
Fig. 1
Tofflemire-Universal



786-1240
Fig. 2
Tofflemire-Junior



786-1241
Fig. 3
Tofflemire-Senior



KANIK MEDICAL
SURGICAL & DENTAL INSTRUMENTS

MATRIX BANDS



786-1243
mm.5xcm. 100



786-1242
mm. 6xcm. 100

For matrix retainers:



786-1244
mm. 7xcm. 100

Assorted in package of 12



786-1245
Tofflemire

Contents: 3081-1, 3081-2, 3081-3.

12 each for package



786-1246
Fig.1
Tofflemire



786-1247
Fig.2
Tofflemire



786-1248
Fig.3
Tofflemire




786-1249 Fig. 1 Ochsenbein	786-1250 Fig. 2 Ochsenbein	786-1251 Fig. 1 Gardner	786-1252 Fig. 2 Gardner	786-1253 Fig. 5 Gardner	786-1254 Fig. 5R Gardner	786-1255 Fig. 6 Gardner	786-1256 Fig. 1W Wakefield	786-1257 Fig. 2W Wakefield	786-1258 Fig. 3 Buckley
---	---	--------------------------------------	--------------------------------------	--------------------------------------	---------------------------------------	--------------------------------------	---	---	--------------------------------------



KANIK MEDICAL
SURGICAL & DENTAL INSTRUMENTS

PERIODONTAL INSTRUMENTS

Bone chisels and gouges



Mallets



PERIODONTAL INSTRUMENTS

Periosteal



KANIK MEDICAL
SURGICAL & DENTAL INSTRUMENTS



5114-1
Beale



MV786-1280
Fig. GF
Goldman-Fox

MV786-1281
Fig. M9
Molt

MV786-1282
Fig. M8
Molt

MV786-1283
Fig. M7
Molt

MV786-1284
Fig. 9A
Allen

MV786-1285
Fig. 2
Hourigon

MN786-1286
Fig. Pr3
Prichard

MV786-1287
Fig. 1
Hopkins

MV786-1288
Fig. 2
Hopkins

MV786-1289
Fig. 3
Mead



KANIK MEDICAL
SURGICAL & DENTAL INSTRUMENTS

PERIODONTAL INSTRUMENTS

Periosteal and elevators



MV786-1290
Fig.15
Freer

MV786-1291
Fig.16
Freer

786-1292
cm.15.5

786-1293
Partsch
cm.14.5

786-1294
Fig.22
Seldin
retractor

786-1295
Fig.23
Seldin
retractor

786-1296
Williger
cm.17

786-1297
Williger
cm.16

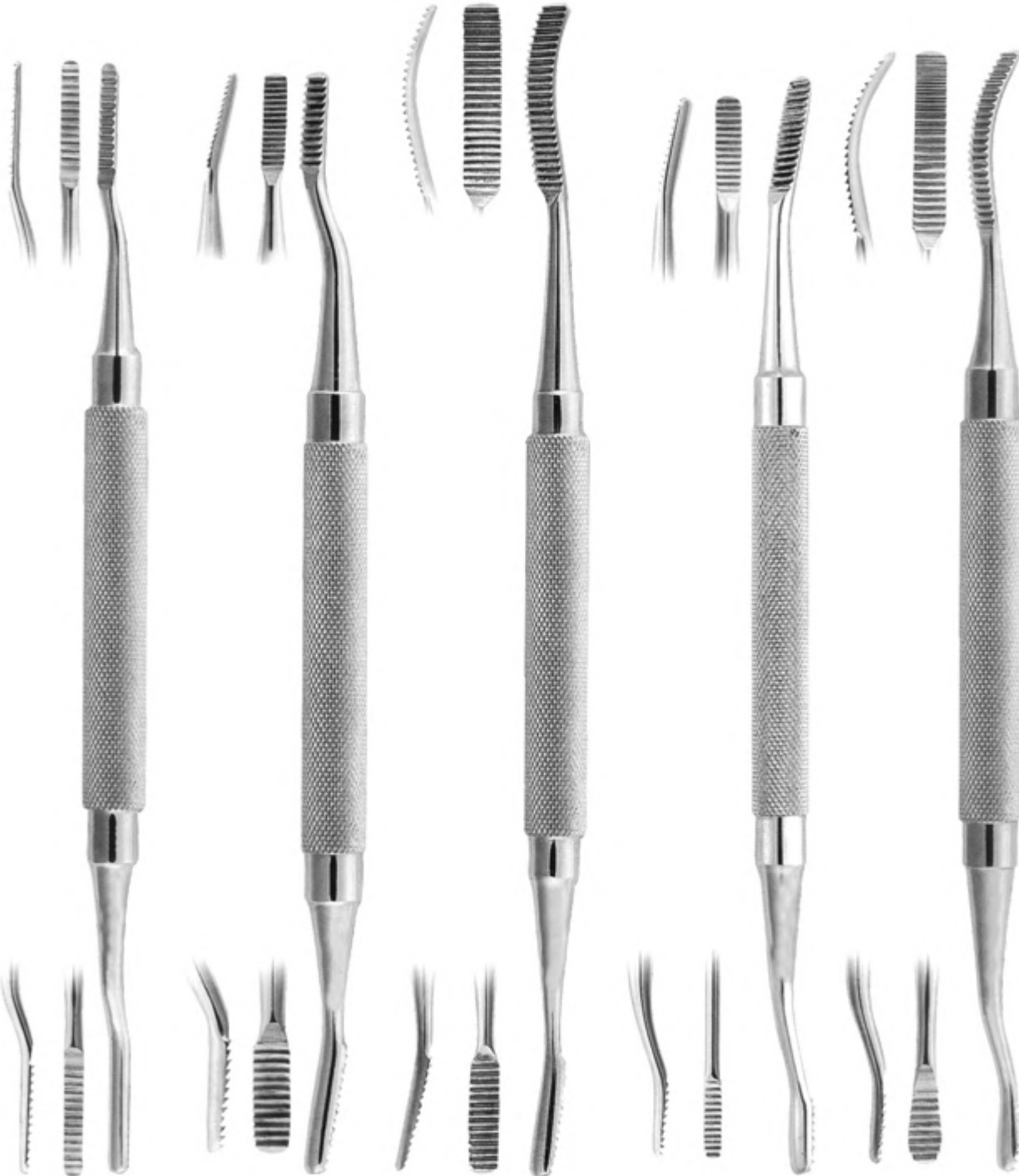
786-1298
Williger
cm.16

786-1299
Williger
cm.13

BONE FILES



KANIK MEDICAL
SURGICAL & DENTAL INSTRUMENTS



786-1300
Fig.1
Polokoff

786-1301
Fig.33

786-1302
Fig.45
Miller

786-1303
Fig.64
Miller

786-1304
Fig.10



KANIK MEDICAL
SURGICAL & DENTAL INSTRUMENTS

BONE FILES



MV786-1305
Fig.1
Wahl




MV786-1306
Fig.2
Wahl



MV786-1307
Fig.12
Howard



786-1308
Fig.12A



786-1309
Fig.12CA

PERIODONTAL INSTRUMENTS



KANIK MEDICAL
SURGICAL & DENTAL INSTRUMENTS



Bone / Soft Tissue Nipper

786-1310
Tomati
cm.19



786-1311
Goldman-Fox
cm.10

Periodontal Pocket Markers



786-1312
Fig.1
(Crane-Kaplan)
Goldman-Fox
cm.15

786-1313
Fig.2
(Crane-Kaplan)
Goldman-Fox
cm.15

Small Beaks for use in limited access areas



Bone Rongeurs

786-1314
Mini Friedman
cm.12



KANIK MEDICAL
SURGICAL & DENTAL INSTRUMENTS

BONE CURETTES



786-1315
Fig. 00/0



786-1316
Fig. 0/1



Williger
cm.14



786-1317
Fig. 1/2



786-1318
Fig.2
U.S.A. Model
cm.16



786-1319
Fig. 2L



786-1320
Fig. 2R



Martini
cm.14



786-1321
Fig.00/0

786-1322
Fig.0/1

786-1323
Fig.1/2


BONE CURETTES



KANIK MEDICAL
SURGICAL & DENTAL INSTRUMENTS



786-1324
Fig.1
Hemingway



786-1325
Fig.2
Hemingway

786-1326
Fig.3
Hemingway


786-1327
Fig.4
Hemingway

786-1328
Fig.85
Lucas

786-1329
Fig.86
Lucas

786-1330
Fig.87
Lucas

786-1331
Fig.88
Lucas



MV786-1332
Fig.1
Hemingway

MV786-1333
Fig.2
Hemingway

MV786-1334
Fig.3
Hemingway

MV786-1335
Fig.4
Hemingway

MV786-1336
Fig.85
Lucas

MV786-1337
Fig.86
Lucas


MV786-1338
Fig.87
Lucas

MV786-1339
Fig.88
Lucas



KANIK MEDICAL
SURGICAL & DENTAL INSTRUMENTS

BONE CURETTES



ML786-1340
Fig.1
Hemingway

ML786-1341
Fig.2
Hemingway

ML786-1342
Fig.3
Hemingway

ML786-1343
Fig.4
Hemingway

ML786-1344
Fig.85
Lucas

ML786-1345
Fig.86
Lucas

ML786-1346
Fig.87
Lucas

ML786-1347
Fig.88
Lucas



Files



786-1348
Fig.1S/2S
Sugarman

786-1349
Fig.3S/4S
Sugarman

786-1350
Fig.9/10
Schluger

Chisels



786-1351
Fig.3
Ochsenbein

786-1352
Fig.4
Ochsenbein

786-1353
Fig.36/37
Rhodes
Back-Action



KANIK MEDICAL
SURGICAL & DENTAL INSTRUMENTS

PERIODONTAL INSTRUMENTS

Files



MV786-1354
Fig. 1S/2S
Sugarman

MV786-1355
Fig. 3S/4S
Sugarman

MV786-1356
Fig. 9/10
Schluger

Chisels



MV786-1357
Fig. 3
Ochsenbein

MV786-1358
Fig. 4
Ochsenbein

MV786-1359
Fig. 36/37
Rhodes
Back-Action



Chisels

Gingivectomy Knives



786-1360
Fig.1 /2
TG Chisel

MV786-1361
Fig.1 /2
TG Chisel



MV786-1362
Fig.1
TG Chisel

MV786-1363
Fig.2
TG Chisel



786-1364
Fig.1
(15K)
Kirkland

786-1365
Fig.2
(16K)
Kirkland



786-1366
Fig.1
Orban

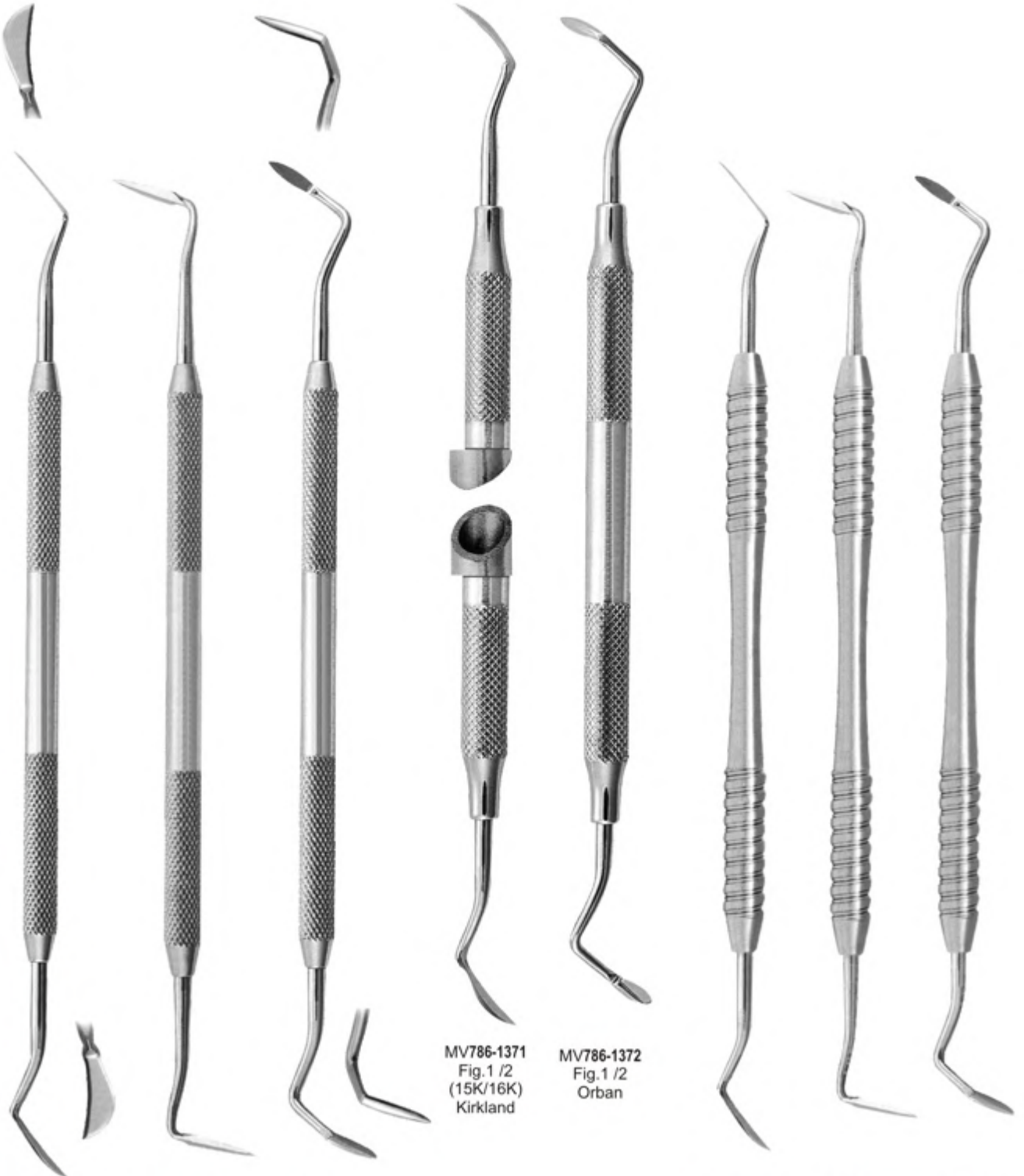
786-1367
Fig.2
Orban



KANIK MEDICAL
SURGICAL & DENTAL INSTRUMENTS

PERIODONTAL INSTRUMENTS

GINGIVECTOMY KNIVES



786-1368
Fig.1 /2
(15K/16K)
Kirkland

786-1369
Fig.5 /6
Buck

786-1370
Fig.1 /2
Orban

MV786-1371
Fig.1 /2
(15K/16K)
Kirkland

MV786-1372
Fig.1 /2
Orban


MV786-1373
Fig.1 /2
(15K/16K)
Kirkland

ML786-1374
Fig.5 /6
Buck

ML786-1375
Fig.1 /2
Orban



Gingivectomy Knives



- | | | | | | | | | |
|----------------------------------|----------------------------------|----------------------------------|-----------------------------------|------------------------------|---------------------------------|---------------------------------|--|--|
| 786-1376
Fig.7
Goldman-Fox | 786-1377
Fig.8
Goldman-Fox | 786-1378
Fig.9
Goldman-Fox | 786-1379
Fig.11
Goldman-Fox | 786-1380
Fig.3 /4
Buck | 786-1381
Fig.1 /2
Sanders | 786-1382
Fig.4 /5
Sanders | 786-1383
Fig.19 /20
(University of
South California)
USC Tower | 786-1384
Fig.CK3
(University of
Crane-Kaplan) |
|----------------------------------|----------------------------------|----------------------------------|-----------------------------------|------------------------------|---------------------------------|---------------------------------|--|--|



KANIK MEDICAL
SURGICAL & DENTAL INSTRUMENTS

PERIODONTAL INSTRUMENTS

Curettes and Scalers



MV786-1386
Fig.2R/2L
Columbia



MV786-1387
Fig.4R/4L
Columbia



MV786-1388
Fig.13/14
Columbia



MV786-1389
Fig.411/412
Columbia



MV786-1390
Fig.413/414
Columbia



MV786-1385
Fig.HU 1 /2



MV786-1391
Fig.HU 1 /2



786-1392
Fig.2R/2L
Columbia



786-1393
Fig.4R/4L
Columbia



786-1394
Fig.13/14
Columbia



786-1395
Fig.411/412
Columbia



786-1396
Fig.413/414
Columbia



786-1397
Zerfing-Chisel



Curettes and Scalers

Mesial-Distal Gracey Curettes



786-1398
Fig.1
De Marco

786-1399
Fig.2
De Marco



786-1400
Fig.13/14
Indiana University
Anterior



786-1401
Fig.17/18
Indiana University
Posterior



786-1402
Fig.13/14
Indiana University
Anterior



786-1403
Fig.17/18
Indiana University
Posterior



786-1404
Fig.11/14
Gracey
Mesial-Distal


786-1405
Fig.12/13
Gracey
Mesial-Distal



KANIK MEDICAL
SURGICAL & DENTAL INSTRUMENTS

PERIODONTAL INSTRUMENTS

Curettes and scalers



786-1406
Fig. 1/2
Gracey

786-1407
Fig. 3/4
Gracey

786-1408
Fig. 5/6
Gracey

786-1409
Fig. 7/8
Gracey

786-1410
Fig. 9/10
Gracey

786-1411
Fig. 11/12
Gracey

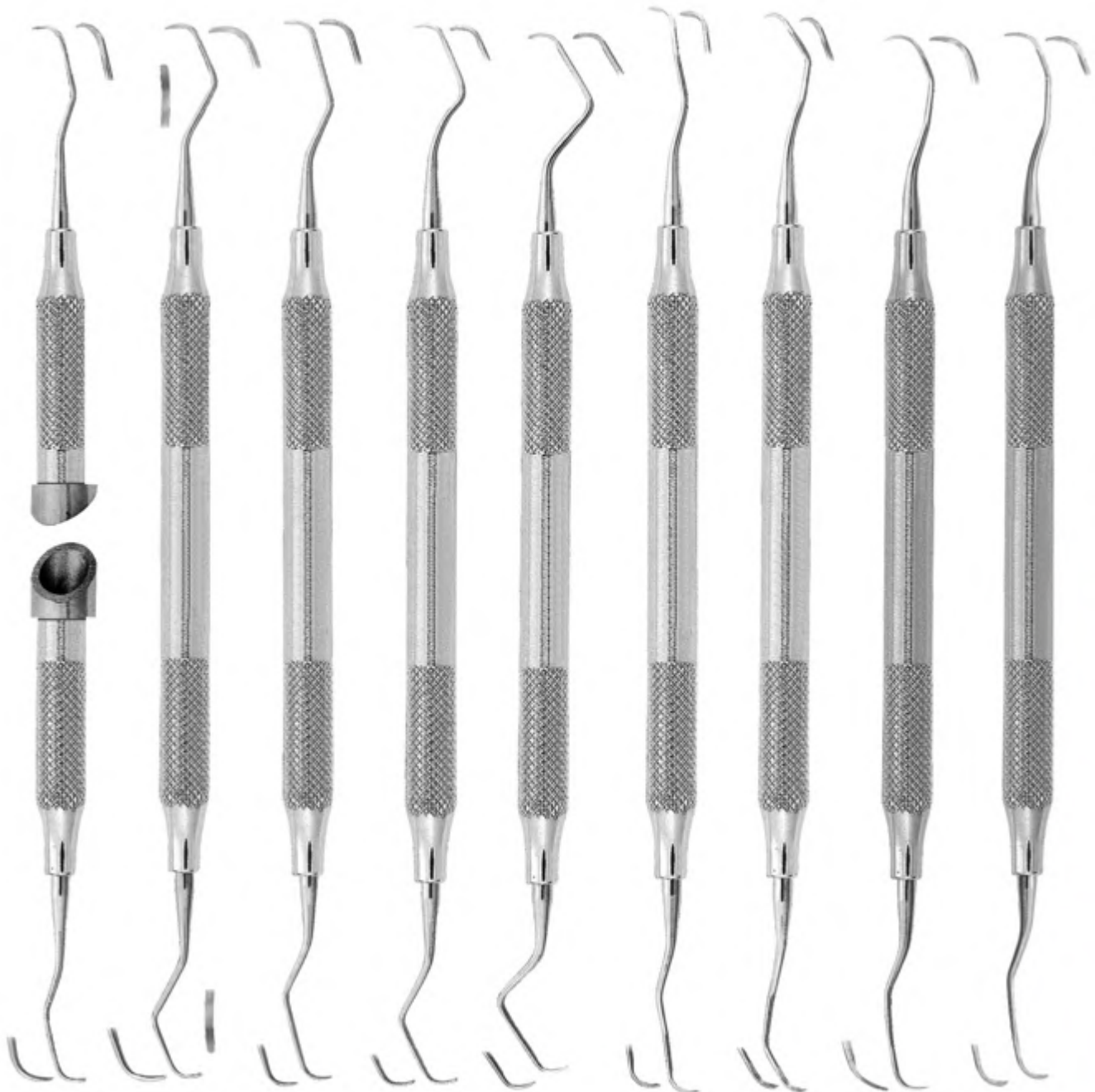
786-1412
Fig. 13/14
Gracey

786-1413
Fig. 15/16
Gracey

786-1414
Fig. 17/18
Gracey



Curettes and scalers



MV786-1415
Fig. 1 /2
Gracey

MV786-1416
Fig.3/4
Gracey

MV786-1417
Fig.5/6
Gracey

MV786-1418
Fig.7/8
Gracey

MV786-1419
Fig.9/10
Gracey

MV786-1420
Fig.11/12
Gracey

MV786-1421
Fig.13/14
Gracey

MV786-1422
Fig.11/14
Gracey
Meisial-Distal

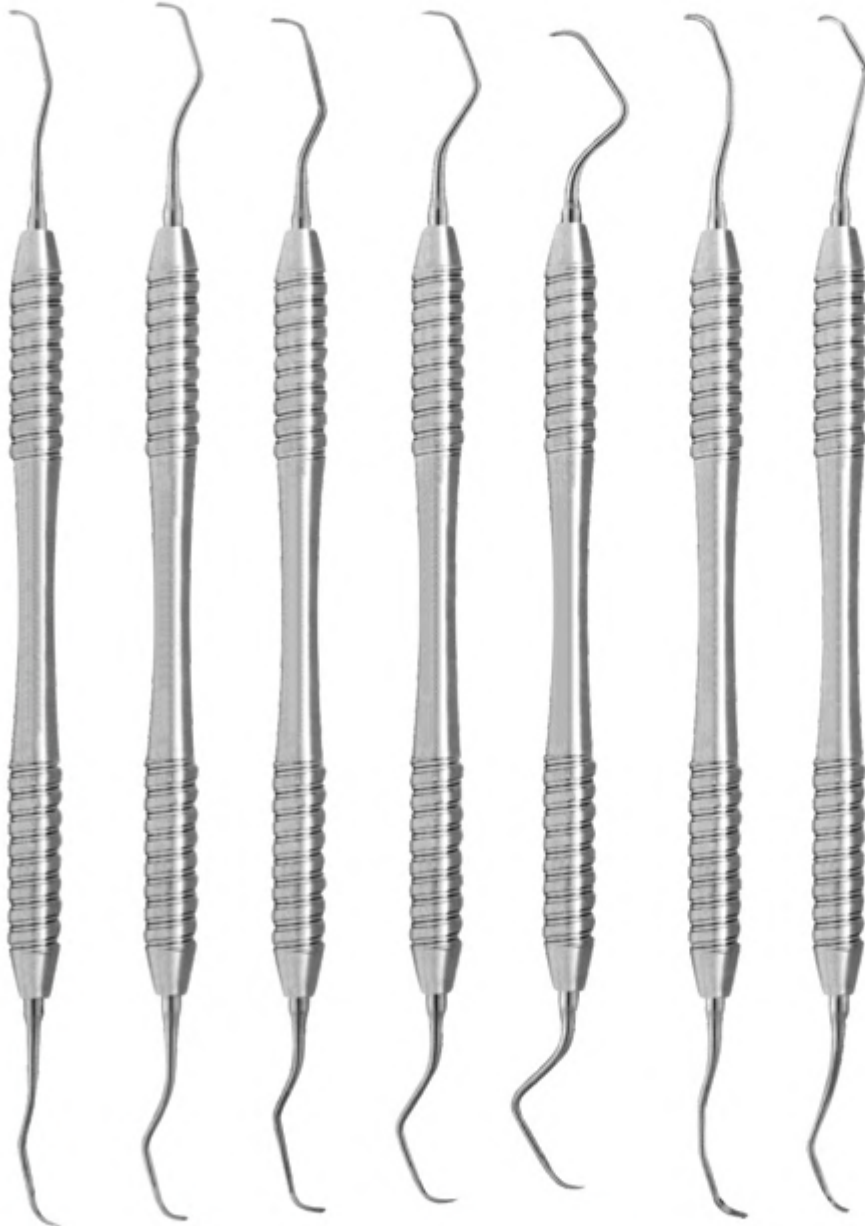
MV786-1423
Fig.12/13
Gracey
Meisial-Distal



KANIK MEDICAL
SURGICAL & DENTAL INSTRUMENTS

GRACEY CURETTES

Gracey Curettes
Mesial Distal



ML786-1431
Fig. 15/16
Gracey

ML786-1432
Fig. 11/14
Gracey
Mesial Distal



ML786-1424
Fig. 1/2
Gracey

ML786-1425
Fig. 3/4
Gracey

ML786-1426
Fig. 5/6
Gracey

ML786-1427
Fig. 7/8
Gracey

ML786-1428
Fig. 9/10
Gracey

ML786-1429
Fig. 11/12
Gracey

ML786-1430
Fig. 13/14
Gracey

ML786-1433
Fig. 17/18
Gracey

786-1434
Fig. 12-13
Gracey
Mesial Distal

GRACEY CURETTES AF/MF TYPE



KANIK MEDICAL
SURGICAL & DENTAL INSTRUMENTS

AF TYPE



ML786-1435
Fig. 1 /2
Gracey
AF type

ML786-1436
Fig. 3/4
Gracey
AF type

ML786-1437
Fig. 5/6
Gracey
AF type


ML786-1438
Fig. 7/8
Gracey
AF type

ML786-1439
Fig. 11/12
Gracey
AF type

ML786-1440
Fig. 13/14
Gracey
AF type

ML786-1441
Fig. 15/16
Gracey
AF type

MF TYPE



ML786-1442
Fig. 1 /2
Gracey
MF type

ML786-1443
Fig. 3/4
Gracey
MF type

ML786-1444
Fig. 5/6
Gracey
MF type

ML786-1445
Fig. 7/8
Gracey
MF type

ML786-1446
Fig. 11/12
Gracey
MF type

ML786-1447
Fig. 13/14
Gracey
MF type

ML786-1448
Fig. 15/16
Gracey
MF type





KANIK MEDICAL
SURGICAL & DENTAL INSTRUMENTS

GRACEY CURETTES AF TYPE



786-1449
Fig. 1/ 2
Gracey
AF/type



786-1450
Fig. 3/4
Gracey
AF/type



786-1451
Fig. 5/6
Gracey
AF/type



786-1452
Fig. 7/8
Gracey
AF/type



786-1453
Fig. 11/12
Gracey
AF/type



786-1454
Fig. 13/14
Gracey
AF/type



786-1455
Fig. 15/14
Gracey
AF/type


GRACEY CURETTES MF TYPE



KANIK MEDICAL
SURGICAL & DENTAL INSTRUMENTS

S1807MF-3

Contents: 1807-08MF, 1807-12MF, 1807-14MF



786-1456
Fig. 1/ 2
Gracey
MF/type

786-1457
Fig. 3/4
Gracey
MF/type

786-1458
Fig. 5/6
Gracey
MF/type

786-1459
Fig. 7/5
Gracey
MF/type

786-1460
Fig. 11/12
Gracey
MF/type

786-1461
Fig. 13/14
Gracey
MF/type


786-1462
Fig. 15/16
Gracey
MF/type



KANIK MEDICAL
SURGICAL & DENTAL INSTRUMENTS

PERIODONTAL INSTRUMENTS

Curettes and scalars



786-1463
Fig. 1
Goldman-Fox

786-1464
Fig. 2
Goldman-Fox

786-1465
Fig. 3
Goldman-Fox


786-1466
Fig. 4
Goldman-Fox

786-1467
Fig. 5
Goldman-Fox

786-1468
Fig. 6
Goldman-Fox

786-1469
Fig. 21
Goldman-Fox

Curettes and scalers



MV786-1470
Fig. 1
Goldman-Fox

MV786-1471
Fig. 2
Goldman-Fox

MV786-1472
Fig. 3
Goldman-Fox

MV786-1473
Fig. 4
Goldman-Fox

MV786-1474
Fig. 5
Goldman-Fox

MV786-1475
Fig. 6
Goldman-Fox

MV786-1476
Fig. 21
Goldman-Fox



KANIK MEDICAL
SURGICAL & DENTAL INSTRUMENTS

CURETTES AND SCALERS



ML786-1477
Fig. 1
Goldman-Fox



ML786-1478
Fig. 2
Goldman-Fox



ML786-1479
Fig. 3
Goldman-Fox



ML786-1480
Fig. 4
Goldman-Fox



ML786-1481
Fig. 21
Goldman-Fox



ML786-1482
Fig. 5
Goldman-Fox



ML786-1483
Fig. 13S/14S
Mc Call



ML786-1484
Fig. 7/8
Younger-Goodl

CURETTES AND SCALERS



KANIK MEDICAL
SURGICAL & DENTAL INSTRUMENTS



ML786-1486
Fig. 6S
Mini Crane-Kaplan



ML786-1487
Fig. 2/3
Taylor



ML786-1488
Fig. 204S



ML786-1489
Fig. U15/33
Towner jacquette



MI786-1494
Fig. U15
Towner



MI786-1495
Fig. 1
Jacquette



ML786-1496
Fig. 2
Jacquette



ML786-1497
Fig. 3
Jacquette



ML786-1485
Fig. 6
Crane-Kaplan



ML786-1490
Fig. 2R/2L
Columbia



ML786-1491
Fig. 4R/4L
Columbia



ML786-1492
Fig. 13/14
Columbia




ML786-1493
Fig. M23
Universal Scaler



KANIK MEDICAL
SURGICAL & DENTAL INSTRUMENTS

PERIODONTAL INSTRUMENTS

Curettes and scalers



786-1498
Fig. 11/12
Mc Call

786-1499
Fig. 11A/12A
Mc Call

786-1500
Fig. 13/14
Mc Call

786-1501
Fig. 13S/14S
Mc Call

786-1502
Fig. 17S/18S
Mc Call

786-1503
Fig. 19/20
Mc Call



Curettes and scalers



MV786-1504
Fig. 11/12
Mc Call



MV786-1505
Fig. 13/14
Mc Call



MV786-1506
Fig. 13S/14S
Mc Call



MV786-1507
Fig. 17S/18S
Mc Call



MV786-1508
Fig. 19/20
Mc Call




KANIK MEDICAL
SURGICAL & DENTAL INSTRUMENTS

PERIODONTAL INSTRUMENTS

Curettes and scalers




786-1509
Fig. 2/3
Taylor



786-1510
Fig. 204



786-1511
Fig. 204S



786-1512
Fig. 6
Crane-Kaplan



786-1513
Fig. 6S
Mini Crane-Kaplan



786-1514
Fig. 7/8
Younger-Good



MV786-1515
Fig. 2/3
Taylor



MV786-1516
Fig. 204S



MV786-1517
Fig. 6
Crane-Kaplan



MV786-1518
Fig. 7/8
Younger-Good



File




786-1519
Fig. 3/7
Hirschfeld

Curettes and scalers




786-1520
Fig. 31/32
Jacquette



786-1521
Fig. 30/33
Jacquette



786-1522
Fig. 34/35
Jacquette



786-1523
Fig. 37/38
Jacquette

File



MV786-1524
Fig. 3/7
Hirschfeld

Curettes and scalers




MV786-1525
Fig. 31/32
Jacquette



MV786-1526
Fig. 30/33
Jacquette



MV786-1527
Fig. 34/35
Jacquette

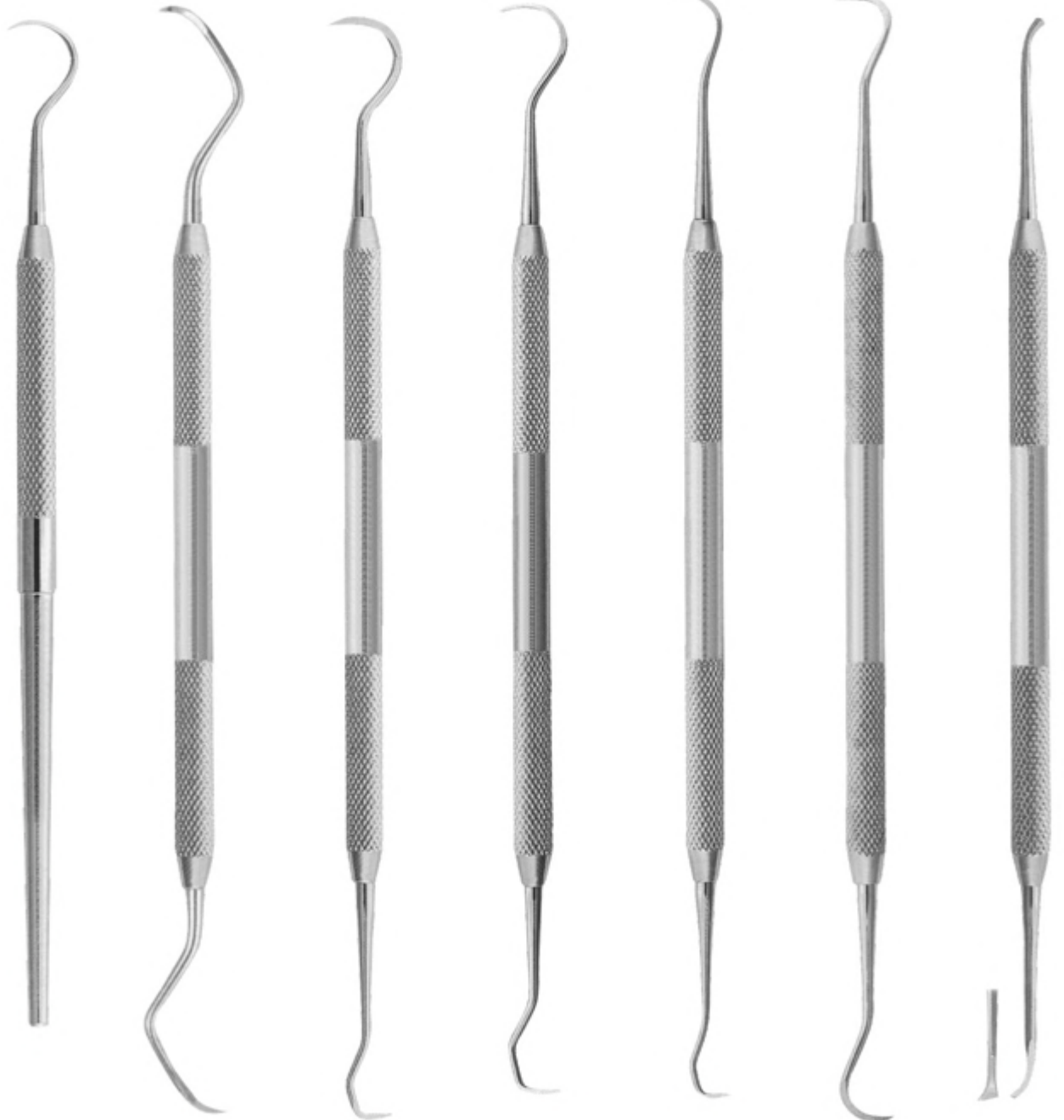


MV786-1528
Fig. 37/38
Jacquette



KANIK MEDICAL
SURGICAL & DENTAL INSTRUMENTS

SCALERS



786-1529
Fig. U15
Towner

786-1530
Fig. M23
Universal Scaler
M23

786-1531
Fig. U15/33
Towner Jacquette

786-1532
Fig. U15/30
Towner Jacquette

786-1533
Fig. H5/33

786-1534
Fig. H6/H7

786-1535
Fig. 1 / 2



MV786-1536
Fig. U15/33
Towner Jacqueline



MV786-1537
Fig. U15/33
Towner Jacqueline



MV786-1538
Fig. H5/33



MV786-1539
Fig. H6/H7



MV786-1540
Fig. 1/2



KANIK MEDICAL
SURGICAL & DENTAL INSTRUMENTS

SCALERS



786-1541
Fig. 1



786-1542
Fig. 1L
Sinistro
Left

786-1543
Fig. 1R
Destro
Right



786-1544
Fig. 2L
Sinistro
Left

786-1545
Fig. 2R
Destro
Right



786-1546
Fig. H5
Hygienist



786-1547
Fig. H6
Hygienist



786-1548
Fig. H7
Hygienist



786-1549
Fig. 33

PERIODONTAL INSTRUMENTS KIT




KANIK MEDICAL
SURGICAL & DENTAL INSTRUMENTS



S786-1550



S786-1551



S786-1552

Instruments Set realised according to the instructions of prof. GUIDO GORACCI,
senior Professor at the the Department of Conservative Dentistry of "LA SAPIENZA",
Rome University



KANIK MEDICAL
SURGICAL & DENTAL INSTRUMENTS

STAINLESS STEEL INSTRUMENT TRAYS

Stainless steel instrument trays - STANDERD



786-1553-U

Perforated lid, dimensions mm. 288 x 187 x 29

786-1554-L

Perforated base, dimensions mm. 284 x 183 x 17

S786-1555

Perforated Instrument Tray complete with insert frame for 16 Instruments, dimensions mm. 288 x 187 x 39

S786-1556

Perforated Instrument Tray complete with insert frame for 23 Instruments, dimensions mm. 288 x 187 x 39

786-1557-U

Lid, dimension mm. 288 x 187 x 29

786-1558-L

Perforated base, dimension mm. 284 x 183 x 17

S786-1559

Instruments tray complete with perforated base, solid lid and insert frame for 16 instruments, dimensions mm. 288 x 187 x 39

S786-1560

Instruments tray complete with perforated base, solid lid and insert frame for 23 instruments, dimensions mm. 288 x 187 x 39



STAINLESS STEEL INSTRUMENT TRAYS



KANIK MEDICAL
SURGICAL & DENTAL INSTRUMENTS

Stainless Steel Instrument Trays - STANDARD



786-1561-U
Lid, Dimensions mm. 288 x 187 x 29

786-1562-L
Base, Dimensions mm. 284 x 183 x 17

S786-1563
Solid instruments tray complete with insert frame for 16 instruments,
Dimensions mm. 288 x 187 x 39

S786-1564
Solid instruments tray complete with insert frame for 23 instruments,
mm. 288 x 187 x 39

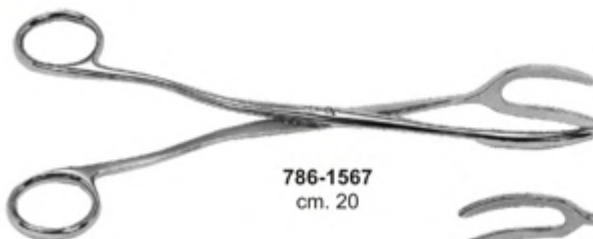
786-1565
Insert fram -STANDARD- ,for 16 instruments



786-1566
Insert fram -STANDARD- ,for 23 instruments



Sterilizing forceps



786-1567
cm. 20




786-1568
cm. 30



KANIK MEDICAL
SURGICAL & DENTAL INSTRUMENTS

STAINLESS STEEL INSTRUMENT TRAYS



S786-1569

Perforated instrument tray complete, with insert frame for 7 instruments, dimensions mm. 200 x 100 x 30

786-1570-U

Perforated lid dimensions mm. 200 x 100 x 10

786-1571-L

Perforated Base dimensions mm. 200 x 100 x 30

S786-1572


Solid instruments tray complete, with insert frame for 7 instruments, dimensions mm. 200 x 100 x 30

786-1573-U

Solid lid, dimensions mm. 200 x 100 x 10

786-1574-L

Solid base, dimensions mm. 200 x 100 x 30



786-1575-G

insert frame for 7 instruments



Inox trays



786-1576

MAXI-inox tray dimension mm. 150 x 200



786-1577

MINI-inox tray dimension mm. 100 x 200



786-1578

Kidney tray dimension mm. 170 x 100 x 35



786-1579

Kidney tray dimension mm. 250 x 140 x 40

STAINLESS STEEL INSTRUMENT TRAYS



KANIK MEDICAL
SURGICAL & DENTAL INSTRUMENTS

Stainless Steel Instrument Trays - MIDI



786-1580-U
Perforated lid, dimensions mm. 187 x 144 x 29

786-1581-L
Perforated base, dimensions mm. 183 x 142 x 17

S786-1582
Perforated instrument tray complete with insert frame for 8 instruments, dimensions mm. 187 x 144 x 39

S786-1583
Perforated instrument tray complete with insert frame for 4 instruments, dimensions mm. 187 x 144 x 39

786-1584U
Lid, dimensions mm. 187 x 144 x 29

786-1585-L
Base, dimensions mm. 183 x 142 x 17

S786-1586
Instruments tray complete with solid base, lid and insert frame for 8 instruments, dimensions mm. 187 x 144 x 39

S786-1587
Instruments tray complete with solid base, lid and insert frame for 4 instruments, dimensions mm. 187 x 144 x 39



786-1588
Insert frame MIDI, for 8 instruments




786-1589
Insert frame MIDI, for 4 instruments



KANIK MEDICAL
SURGICAL & DENTAL INSTRUMENTS

ENDODONTIC ARTICLES



Al786-1590
Aluminium endodontic tray complete with lid - dimensions mm. 257 x 116 x 16

Aluminium endodontic instruments cleaners



Ø mm.40h. Mm. 30



Al786-1591



Ø mm.40h. mm. 30



AL786-1592

Aluminium endometers



AL786-1593
mm. 100 x 40 x 40

Ø Mm.34h. Mm. 48



AL786-1594




AL786-1595

BUR HOLDER




KANIK MEDICAL
SURGICAL & DENTAL INSTRUMENTS


Aluminium bur holder suitable for steam sterilizing



AI786-1596
With rim 24 holes FG
(small burs)




AI786-1597
With rim 24 holes CA
(Big burs)




AI786-1598
With rim 24 holes FG/CA
(Small Big burs)



AI786-1599
Lid



AI786-1600
With rim 36 holes FG
(small burs)




AL786-1601
With rim 36 holes CA
(big burs)




AI786-1602
With rim 36 holes FG/CA
(small big-burs)




AI786-1603
Lid



AI786-1604
48 holes FG (small burs)



AI786-1605
48 holes CA (big burs)



AI786-1606
48 FG/CA holes (small big burs)



AI786-1607
Box with 2 bur holders



KANIK MEDICAL
SURGICAL & DENTAL INSTRUMENTS



ALUMINIUM INSTRUMENTS TRAYS

Aluminium colour - coded instrument trays - STANDARD - perforated



786-1608

Colour - coded bases: dimensions mm. 284 × 183 × 17



786-1609

Lid - grey only, dimensions mm. 288 × 187 × 29

INSERT FRAMES



786-1610

Insert frame for 10 instruments



786-1611

Insert frame for 11 instruments

STAINLESS STEEL IMPRESSION TRAYS



KANIK MEDICAL
SURGICAL & DENTAL INSTRUMENTS

"NEW SUPER" STAINLESS STEEL IMPRESSION TRAYS WITH RETENTION RIM



786-1611-U1
XL



786-1612-U2
L



786-1613-U3
M



786-1614-U4
S



786-1615-U5
XS



786-1616-L1
XL



786-1617-L2
L



786-1618-L3
M



786-1619-L4
S



786-1620-L5
XS



KANIK MEDICAL
SURGICAL & DENTAL INSTRUMENTS

STAINLESS STEEL IMPRESSION TRAYS

"PERMAL-LOCK" solid regular stainless steel impression trays
with retention rim



786-1621-U6A
XL



786-1622-U5A
L



786-1623-U4A
M



786-1624-U3A
S



786-1625-U2A
XS



786-1626-U1A
XXS



786-1627-L6
XL



786-1628-L5
L



786-1629-L4
M



786-1630-L3
S



786-1631-L2
XS



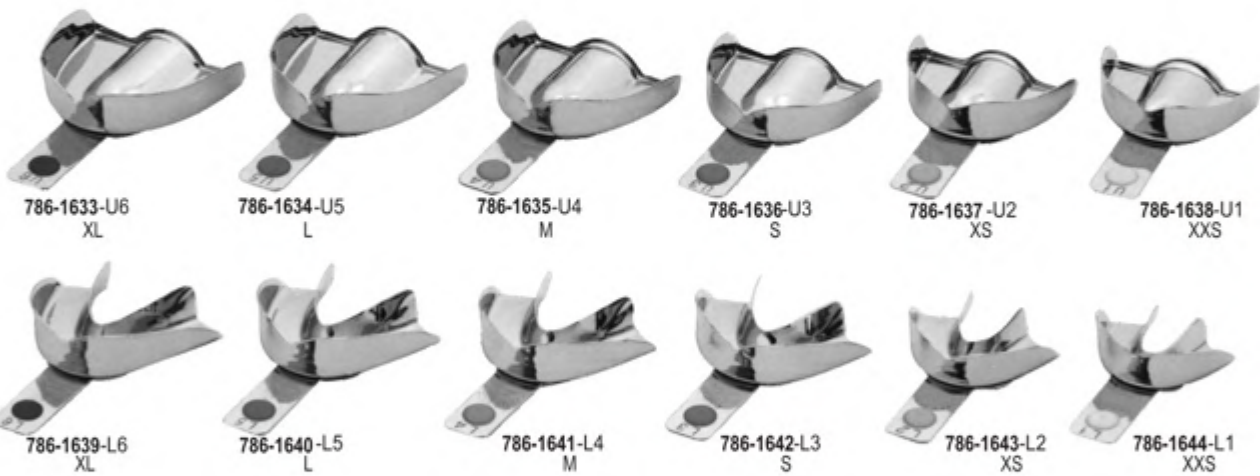
786-1632-L1
XXS

STAINLESS STEEL IMPRESSION TRAYS



KANIK MEDICAL
SURGICAL & DENTAL INSTRUMENTS

Solid regular stainless steel impression trays without retention rim



PARTIAL IMPRESSION TRAYS





KANIK MEDICAL
SURGICAL & DENTAL INSTRUMENTS

STAINLESS STEEL IMPRESSION TRAYS

"ANATOMIC" solid regular stainless steel impression trays
without retention rim



786-1651-U6A
XL



786-1652-U5A
L



786-1653-U4A
M



786-1654-U3A
S



786-1655-U2A
XS



786-1656-U1A
XXS



786-1657-L6
XL



786-1658-L5
L



786-1659-L4
M



786-1660-L3
S



786-1661-L2
XS



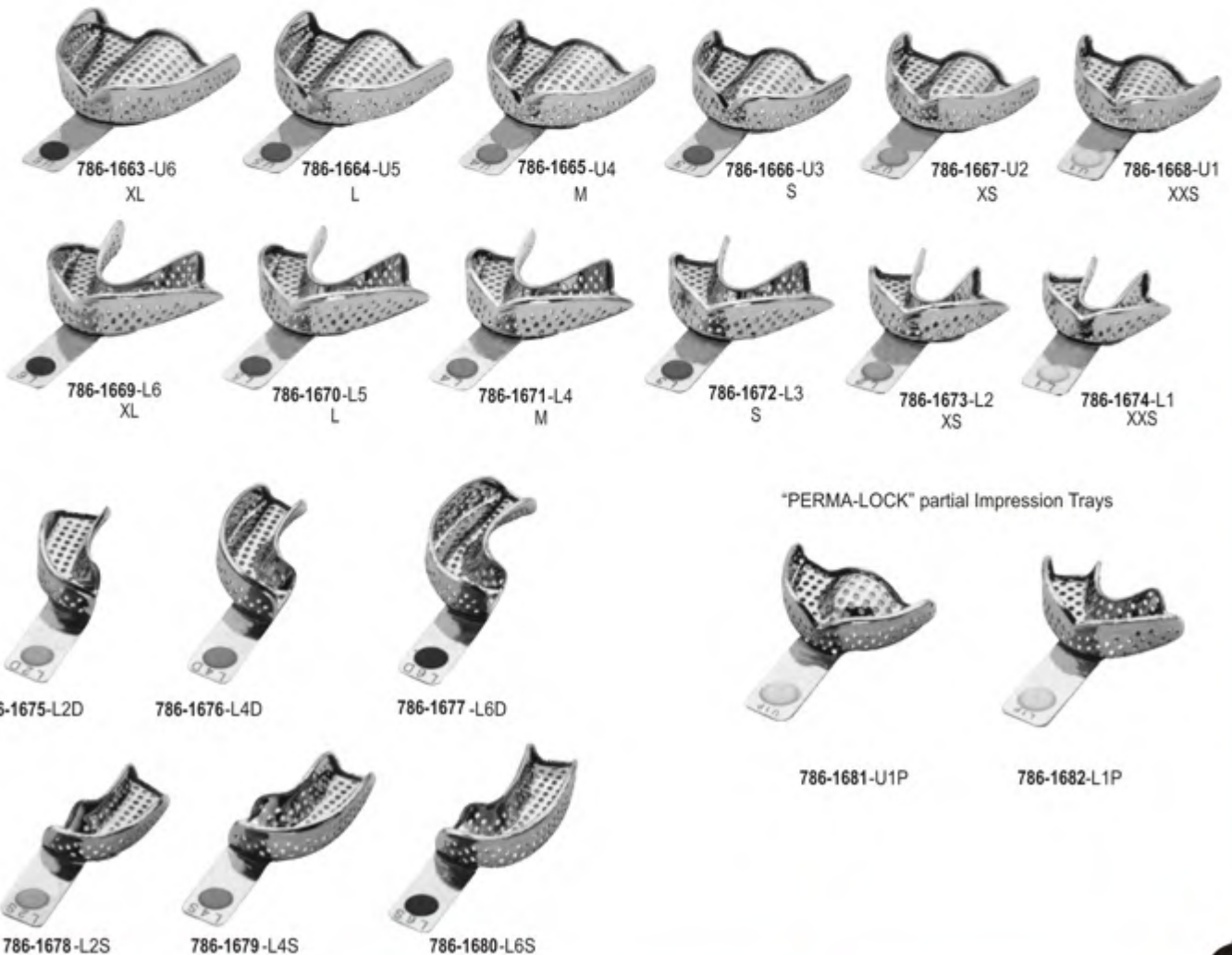
786-1662-L1
XXS

STAINLESS STEEL IMPRESSION TRAYS



KANIK MEDICAL
SURGICAL & DENTAL INSTRUMENTS

"PERMA-LOCK" Perforated regular stainless steel impression trays with retention rim





KANIK MEDICAL
SURGICAL & DENTAL INSTRUMENTS

ARTICULATORS

786-1683



Features mod. 786-1683

Lightweight anatomic articulator made of aluminium die-casting. It can be used following the geometrical laws of medium values (Bonwill triangle). Fizing according to centric. Automatic return to the hinge axis with springs. Anti-shock hinge rod in case articulator falls accidentally. Bigger size lock screws for mounting plates.



786-1683

TECHICAL DATAS

Intercondylar distance	120 mm.
Condylar inclination	fixed at 30°
Bennet angle	fixed at 7°
Incisal table inclination	10°
Distance between mounting plates	90-110 mm.
Weight	700 gr.
Opening	108°

Increased height and width

More space when using removable stumps systems.
More space for installation of mobile prosthesis with high chewing or big base.
More space when using magnetic plates.
Better back entrance.
Variable internal working distance.

Steel parts


Incisal guide rod and bearing rod for 180° opening are in stainless steel.
Stainless steel hinge rod.

Hinge rod

Antishock System.

Articulator holding

Anatomic back shoulders favour a practical and efficient holding of the articulator.





786-1683
TECHICAL DATAS

Intercondylar distance	120 mm.
Condylar inclination	fixed at 30°
Bennet angle	fixed at 7°
Incisal table inclination	10°
Distance between mounting plates	90-110 mm.
Weight	700 gr.
Opening	108°

786-1684



Features mod. 786-1684 - same features as mod. 786-1683 plus:

Adjustable back rod by registration screw to work without incisal rod by keeping constant trajectories and inclinations during side and back/forward movements. Pure translation movement(key and instructions included).

Back rod on the upper side

- Unchanged back entrance and visibility
- Easy mechanisms regulation

Hinge rod

Pure translation movement allowed





KANIK MEDICAL
SURGICAL & DENTAL INSTRUMENTS

ARTICULATORS



786-1685

Features mod. 786-1685

Lightweight anatomic articulator made of aluminium die-casting. It can be used following the geometrical laws of medium values (Bonwill triangle).

Fixing according to centric. Automatic return to the hinge axis with springs. Perfect stability also in reversed position. Easy access and visibility to the lingual surfaces. Interchangeable self centring aluminium mounting plates. Or magnetic plates. Pure translation movement (key and instructions included). Anti-shock hinge rod in case articulator falls accidentally. Bigger size lock screws for mounting plates.

786-1685-786-1686 TECHICAL DATAS

Intercondylar distance	110 mm.
Condylar inclination	fixed at 30°
Bennet angle	fixed at 7°
Incisal table inclination	10°
Distance between mounting plates	85 mm.
Weight	400 gr.
Opening	108°
Opening	108°
Opening	108°



786-1686

Features mod. 786-1686

same features as mod. 786-1685 plus:

Bearing rod for 180° opening

Perfect stability in fully opened (reversed) position



786-1687



**Features mod. 786-1687
same features as mod. 786-1686plus :**

Adjustable back rod by registration screw to work without incisal rod by keeping constant trajectories and inclinations during side and back/forward movements. Pure translation movement (key and instructions included).


Anti-shock hinge rod in case articulator falls accidentally. Bigger size lock screws for mounting plates. Interchangeable self centring aluminium mounting plates or magnetic plates

ARTICULATORS



KANIK MEDICAL
SURGICAL & DENTAL INSTRUMENTS

Spare parts



Screw for Articulators mod. 786-1683 - 786-1684 without spacer

ARTICULATORS



KANIK MEDICAL
SURGICAL & DENTAL INSTRUMENTS



786-1688

786-1689



786-1690



OCCLUSOR

786-1691





KANIK MEDICAL
SURGICAL & DENTAL INSTRUMENTS

WAS AND MODELLING CARVERS



786-1692
Hylin

786-1693
Hylin-Le Cron

786-1694
Hylin-Ceramica

786-1695
Hylin

786-1696
Le Cron


786-1697
Le Cron

786-1698
Le Cron

LABORATORY TWEEZERS



KANIK MEDICAL
SURGICAL & DENTAL INSTRUMENTS



786-1699
Fig.3
cm. 26

786-1700
Fig.4
cm. 18

786-1701
Fig.3
cm. 15

786-1702
Fig.3
cm. 11.5

786-1703
Fig.2
cm. 12

786-1704
Fig.3
cm. 16

786-1705
Fig.2
cm. 16

786-1706
Fig.1
cm. 16.5



KANIK MEDICAL
SURGICAL & DENTAL INSTRUMENTS

WAX KNIVES



786-1707
Fig. 1
Fahnenstock
cm. 12,5

786-1708
Fig. 2
Fahnenstock
cm. 17

786-1709
Fig.1
Lessmann
cm. 12,5

786-1710
Fig. 2
Lessmann
cm. 17

786-1711
Fig.1
cm. 12,5
with small spoon


786-1712
Fig. 2
cm. 17
with large spoon

The wooden handle may suffer color changes

PLASTER KNIVES



KANIK MEDICAL
SURGICAL & DENTAL INSTRUMENTS



786-1713
Fig.1
cm. 17



786-1714
Fig.2
Gritman
cm. 17



786-1715
Fig. 3
cm. 16



786-1716
Fig. 4
cm. 16

The wooden handle may suffer color changes



KANIK MEDICAL
SURGICAL & DENTAL INSTRUMENTS

SPATULAS FOR PLASTER ALGINATE AND ELASTOMERS

RIGID

Alginate plaster



786-1717
Fig. 1
cm. 18,5



786-1718
Fig. 2
cm. 18

FLEXIBLE

Alginate plaster



786-1719
Fig. 5
cm. 21,5



786-1720
Fig. 6
cm. 20,5

Alginate



786-1721
Fig. 7
cm. 19,5



The wooden handle may suffer color changes

SPATULAS FOR PLASTER ALGINATE AND ELASTOMERS



KANIK MEDICAL
SURGICAL & DENTAL INSTRUMENTS

Rigid



786-1722
Fig. 8
cm. 20

Alginato



786-1723
Fig.9
cm. 22,5

Rigid



786-1724
Fig.3
cm. 18,5

Flexible



786-1725
Fig. 4
cm.19,5

Elastomers

The wooden handle may suffer color changes

LABORATORY INSTRUMENTS



KANIK MEDICAL
SURGICAL & DENTAL INSTRUMENTS

Calipers



786-1726
Boley
cm. 14

Measuring range } 0-100mm.



Spring Caliper
for wax


786-1728
18 cm



Spring caliper
for metal

786-1727
Measuring range:
0-10 mm.

Iwanson



Townley
786-1730

Caliper graded
in mm and inches



Jameson
786-1731

Caliper

Pliers for Telescope Crowns



786-1732

786-1733

Crown Pliers

13 cm



786-1734

Plaster Cutting Pliers



cm. 19,5
786-1735



786-1729
Aluminium caliper up to mm. 200.
Graded in mm and inches.




Mallets




786-1736
cm. 22

Riveting mallets



786-1737
cm. 22



786-1738
cm. 20

Horn mallet

CRUCIBLE TONGS.



786-1739
cm. 31



786-1740
cm. 40



786-1741
cm. 51



KANIK MEDICAL
SURGICAL & DENTAL INSTRUMENTS

STERILIZATION CASSETTE TRAYS



786-1742
Sterilization Cassette tray
with detachable Lids for 15
pcs Hand Instruments and
8 pcs set of luxation instruments
Material :stain Less Steel
Available with Different color Silicone



786-1743
Sterilization Cassette tray
Fixed Lids for 22 pcs
Instruments with compartment
Dimensions :26.5x23x3.5 cm
Material :stain Less Steel
Available with Different
color Silicone



786-1744
Sterilization Cassette tray
with detachable Lids for 20 pcs
Hand Instruments
Dimensions :29x18x3.5 cm
Weight :1000 Grams Approx
Material :stainless Steel
Available with Different color Silicone



786-1745
Sterilization Cassette tray
Detachable Lids for 06 Elevator and 10 Hand Instruments
Dimensions :18X14 X 3.5cm
Weight :600 Grams Approx
Material :stain Less Steel
Available with Different color Silicone




786-1746
with Fix Flap for 10 instruments
Dimensions : 18x 14x 2.2cm
Weight :600 Grams Approx
Material :stainless Steel
available with Different color Silicone

STERILIZATION CASSETTE TRAYS



KANIK MEDICAL
SURGICAL & DENTAL INSTRUMENTS



786-1747
Sterilization Cassette Tray
14 Instruments Double side
Dimensions :20.5X10.5 X 3.5cm
Weight : 430 Grams Approx
Matrial : Stainless Steel
Available with Different Color Silicone



786-1748
With Fix Flap for 10 instruments
Dimensions : 18x14x2.2 cm
Weight : 600 Grams Approx
Material :Stain less Steel
Available with Different Color Silicone



786-1749
Sterilization Cassette Tray
With Detachable Lids for 7
Pcs hand instruments and
4 pcs Elevators
Dimension : 18x11x3.5 cm
Weight :475 Grams Approx
Matrial: Stain Less Steel
Available With Different Color Silicone



786-1750
With Fix Flap for 05 instruments
Dimensions : 18x6x2.2 cm
Weight : 300 Grams Approx
Material :Stain less Steel
Available with Different Color Silicone



786-1751
With Fix Flap for 05 instruments
Dimensions : 17x6x2 cm
Material :Stainless Steel
Available with Different Color Silicone




KANIK MEDICAL
SURGICAL & DENTAL INSTRUMENTS


STERILIZATION CASSETTE TRAYS



786-1752
with fix flap for 7 pcs scalers
Dimensions :18X9 X 2cm
Material :Stainless Steel
Available with Different Color Silicone



786-1753
with Detachable Lids for 5 instruments
Dimension :18x7x3.5 cm
Weight:300 Grams Appox
Matrial : stainless steel
Available with Different color Silicone



786-1754
Sterilization Cassette Trays
for 6 instruments with compartment
Dimensions : 21x7.5x3.5 cm
Matrial :Stainless Steel
Available with Different color Silicone



786-1755
Sterilization cassette Tray
with Detachable Lids for 8 pcs
Dimensions :20.5X7.5 X 3.5cm
Matrial : Stainless steel
Available With Different color silicone

IMPRESSION TRAYS SET



KANIK MEDICAL
SURGICAL & DENTAL INSTRUMENTS



786-1756



786-1757



786-1758



786-1759



786-1760



786-1761



786-1762



786-1763



786-1764



786-1765



786-1766



786-1767


INSTRUMENTS PACKINGS




KANIK MEDICAL
SURGICAL & DENTAL INSTRUMENTS



786-1768



786-1769



786-1770



786-1771



786-1772



786-1773



786-1774



786-1775

INDEX



A

Apexo (Root Elevators)	38 to 47
Adson (Needle Holders)	75
Arruga (Needle Holders)	77
Adson (Tissue Pliers)	92
Adson Brown (Tissue Pliers-Suture Pliers)	93
Aspirator Tips (Surgical Saliva Ejectors)	96
Allen (Implant Surgery)	99
Annular Osteotomes (Implant Surgery)	101
Anterior (Rubber Dam Clamps)	124
Alnsworth (Rubber Dam Clamps)	126
Amalgam Carriers	127
ASH (Excavators)	151
Aluminium Instrument Trays	200
Articulators	206 to 211
Angle (Orthodontic Pliers)	68,70
Adams (Orthodontic Pliers)	71
Aderer (Orthodontic Pliers)	71

B

Blumenthal (Bone Rongeurs)	34
Beyer (Bone Rongeurs)	35
Bein (Root Elevators)	38,45,46
Baumgartner (Needle Holders)	75
Brass Syringe (Intra-Ligamental Syringes)	79
Backhaus (Towel Clamps)	84
Buchwald (Retractors-Tongue Depressors)	87
Brunings (Retractors-Tongue Depressors)	87
Bowman (Retractors)	91
Bone Thickness Gauge (Implant Surgery)	97
Bone Injector (Implant Surgery)	97
Bone Curette (Implant Surgery)	97
Bone Well (Implant Surgery)	97
Buser (Implant Surgery)	99
Bone scraper (Implant Surgery)	105
Blumenthal (Implant Surgery)	107
Brewer (Rubber Dam Clamps)	126
Ball (Filling Instruments)	136
Boley (Crown Instruments)	155
Buck (Preiodontal Instruments)	159
Boley (Laboratory Instruments)	155
Band Removers Pliers (Orthodontic Pliers)	66

C

Cleveland 5 (Bone Rongeurs)	35
Cleveland-gardner (Bone Rongeurs)	35
Coleman (Root Elevators)	37
Cryer (Root Elevators)	43,47
Coupland (Root Elevators)	43,44
Cogswell (Root Elevators)	42
Coupland (Root Elevators)	43,44
Chompret (Sundsmotomes)	53
Crile-Wood (Needle Holders)	75
Castroviejo (Needle Holders)	78
Castroviejo-Barrager (Needle Holders)	78
Crile (Haemostatic Forceps)	81
Collin (Mouth Gags-Tongue Forceps)	86
Columbia (Retractors-Tongue Depressors)	87
Compactors (Implant Surgery)	96
Crane-Kaplan (Cotton & Dressing Pliers)	109
Cattoni (Double-Ended Explorers)	113
Crown Instruments	153

Crown Spreaders (Crown Instruments)	154
Crane Kaplan (Preiodontal Instruments)	165
Crane-Kaplan (Preiodontal Instruments)	165
Crown Pliers (Laboratory Instruments)	218
Crucible Tongs (Laboratory Instruments)	219

D

Dean (Gum Scissors)	57
Derf (Needle Holders)	76
Dental Syringes	79,80
Distal (Cavity Preparation Instruments)	144,145
Darby-Perry (Excavators)	151
Decimal Caliper (Crown Instruments)	154
Didner (Matrix Retainers)	157
Destro (Scalers)	192
De La Rosa (Orthodontic Pliers)	65
Distal End Cutters (Orthodontic Pliers)	68
D.B Bracket Remover (Orthodontic Pliers)	68

E

Extracting Forceps	05 to 20
Extracting Forceps (Mead Pattern)	21,27
Extracting Forceps (Anatomically Shaped Handle)	22 to 26
Extracting Forceps (American Pattern)	26,28,29,31
Extracting Forceps (Children)	30
Extracting Forceps (Children - Klein Pattern)	32
Eiselberg-Mathieu (Needle Holders)	77
Excavators	146 to 152

F

Friedman (Bone Rongeurs)	34
Flohr (Root Elevators)	38,44,45,46,
Friedman (Root Elevators)	43
Farabeuf (Retractors)	88
Frazier (Surgical Saliva Ejectors)	96
Freer (Implant Surgery)	98
Filling Instruments	130 to 136
Fox Amalgam (Filling Instruments)	135
Frahm (Amalgam Carves)	141
Furrer (Crown Instruments)	154
Freer (Periodontal Instruments)	162
Frahm (Wax and Modelling Carvers)	212
Fahnenstock (Wax Knives)	214

G

Goldman-Fox (Bone Rongeurs)	34
Gum Scissors	56 to 59
Goldman-fox (Gum Scissors)	57
Gillies (Needle Holders)	76
Gross-Maler (Dressing Forceps)	85
Graduated scalpels (Implant Surgery)	98
Gold mon-Fox (Implant Surgery)	99
Goldman Fox (Implant Surgery)	99
Goldman-Fox (Periodontal Pocket Probes)	182,183,184
Goldman-Fox Williams (Periodontal Pocket Probes)	112
Goldman Fox Punta Piatta (Double-Ended Explorers)	116

INDEX



P

Pott (Root Elevators)	49
Presentation Set	54
Pean (Haemostatic Forceps)	81
Partsch (Implant Surgery)	98
Prichard (Implant Surgery)	99
Perlotomes (Implant Surgery)	100
Periosteal Elevators (Implant Surgery)	104
Plastic Filling Instruments	137,138,139
Partsch (Periodontal Instruments)	160
Polokoff (Bone Files)	163
Pliers Tray	74

Q

Qinby (Gum Scissors)	58
-----------------------------	----

R

Root Splinter Forceps	33
Root Elevators Kit	36
Roser-Koenig (Mouth Gags - Tongue Forceps)	86
Rhein (Explorers Anatomic Handle)	110
Root Canal (Double-Ended Explores)	113
Root-Canal Explorers (Endodontic Instruments)	122
Root-Canal Excavators (Endodontic Instruments)	122
Rubber Dam Clamps	124,125
Rhodes (Preiodontal Instruments)	169
Reynolds (Orthodontic Pliers)	65

S

Set For Extraction And Oral Surgery	01
Schmeckebier Apexo (Root Elevators)	38,46
Seldin (Root Elevators)	40,41,47
Stout (Root Elevators)	41
Seldin (Root Elevators)	40,41,47
Syndesmotomes	53
Sullivan (Gum Scissors)	59
Spencer (Surgical Scissor)	60
Stevens (Surgical Scissor)	61
Scalpel Handles - Blades	62
Syringe (Intra-Ligamental Syringes)	79
Syringe Stand (Intra-Ligamental Syringes)	79
Schaedle (Towel Clamps)	84
Sternberg (Retractors-Tongue Depressors)	87
Senn-Miller (Retractors)	88
Suture Pliers (Tissue Pliers-Suture Pliers)	93
Semken-Taylor (Tissue Pliers-Suture Pliers)	93
Sinus Lift Curettes (Implant Surgery)	102
Spare Filter Medium Grid (Implant Surgery)	105
Sternberg (Implant Surgery)	106
Spreader (Endodontic Instruments)	119
Stoks (Rubber Dam Clamps)	125
Seldin Retractor (Periodontal Instruments)	162
Sugarman (Preiodontal Instruments)	169,170
Schluger (Preiodontal Instruments)	170
Sanders (Preiodontal Instruments)	173
Sinistro (Scalers)	192
Spatulas for Plaster Alginate And Elastomers	216,217
Saw for models (Saw and Blades)	219

T

Toennis (Needle Holders)	76
Tissue Pliers	92,93,94,95
Trephine Burs (Implant Surgery)	102
Tanner (Filling Instruments)	133
Telescope Crown Pliers (Crown Instruments)	155
Tofflemire Universal (Matrix Retainers)	157
Tofflemire Junior (Matrix Retainers)	157
Tofflemire Senior (Matrix Retainers)	157
Tofflemire (Matrix Bands)	158
Tomati (Preiodontal Instruments)	165
TG Chisel (Preiodontal Instruments)	171
Taylor (Preiodontal Instruments)	185
Towner (Scalers)	190
Towner Jacquette (Scalers)	191
Townley (Laboratory Instruments)	218
Tweed (Orthodontic Pliers)	64,71
Tweed Angle (Orthodontic Pliers)	72

U

Ultralight Mirror	123
(Ultralight Mirror and Retractor)	123
USC (Amalgam Carves)	141
Universal (Crown Instruments)	154
Universal Scaler (Scalers)	190
USC (Wax and Modeling Carvers)	212
Universal (Universal Pliers)	63

V

Vertical Condenser (Endodontic Instruments)	120
Vickers (Periodontal Instruments)	188

W

Woodward (Root Elevators)	44
Walter F. Barry (Root Elevators)	48
Winter (Root Elevators)	49
Warwick-James (Root Tip Picks)	50
Westcott (Gum Scissors)	59
Williger (Retractors)	89
Williger (Implant Surgery)	97
Williams (Double-Ended Explores)	116
Merrit A (Double-Ended Explores)	116
Merrit B (Double-Ended Explores)	116
Williams (Combination Explorers Probes)	117
Ward (Filling Instruments)	133
Westcott (Filling Instruments)	136
Wiland (Amalgam Carves)	141
Wedeistaet (Cavity Preparation Instruments)	144
Williger (Periodontal Instruments)	162
Wahl (Bone Files)	164
Ward (Wax and Modelling Carvers)	212
Waldsachs (Universal Pliers)	63
Weingart (Orthodontic Pliers)	65

Y

Young (Mouth Gags - Tongue Forceps)	86
Younger Good (Preiodontal Instruments)	188
Young (Orthodontic Pliers)	69

NEW EDITION

DENTAL
DENTAL INSTRUMENTS

ART OF CATALOGUE
0331 861 9090
E - mail: artofcatalogue@gmail.com

DENTAL
INSTRUMENTS CATALOGUE

